REV.	DESCRIPTION OF REVISIONS	APPR.	DRAW.	RELEASE	DATE
X1	NEW REVISION				Henry Jul.08.2014
X2					

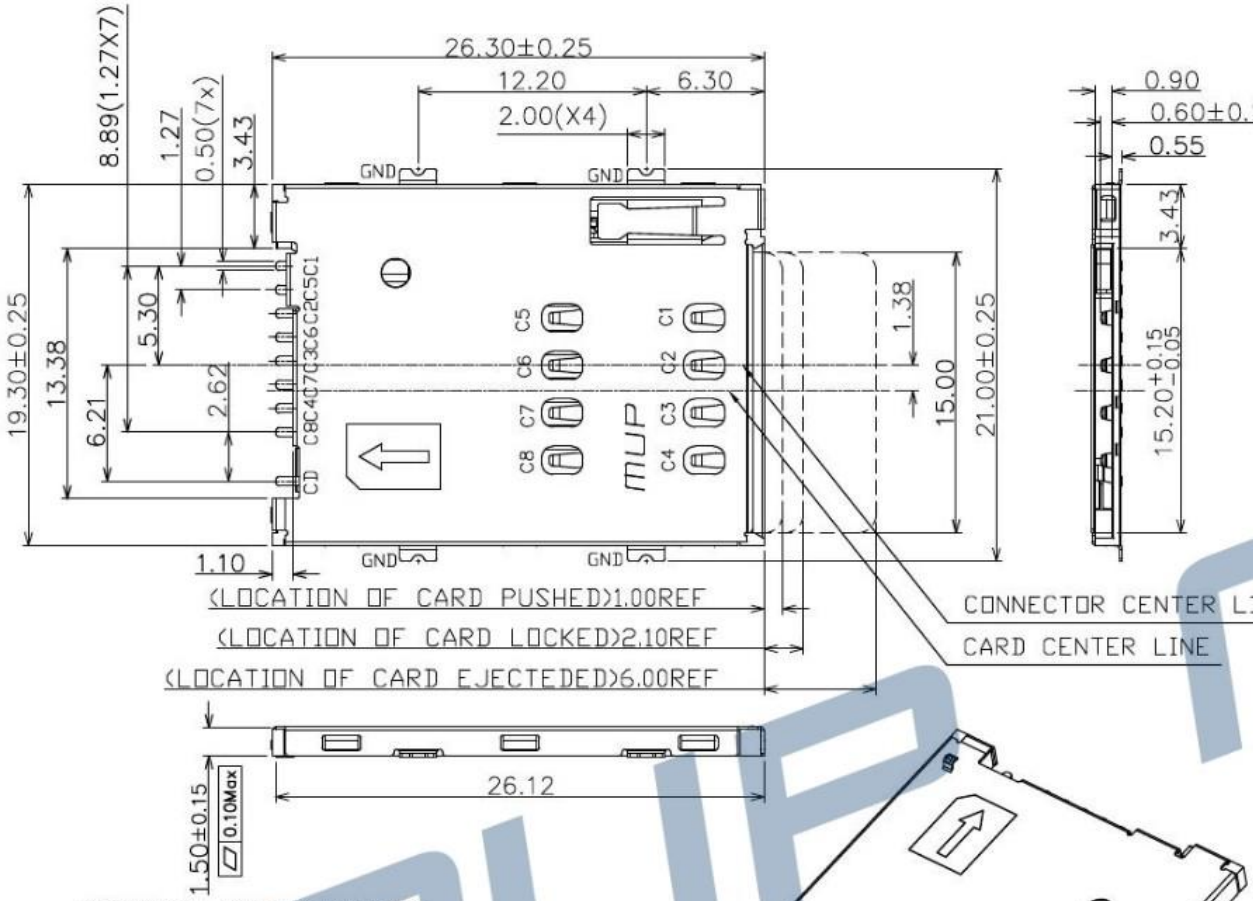

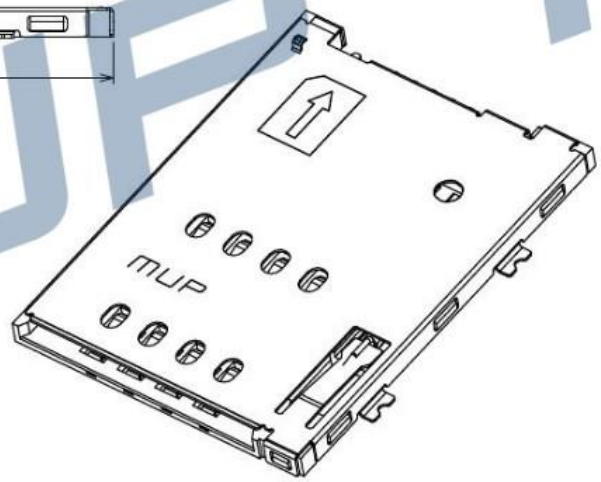

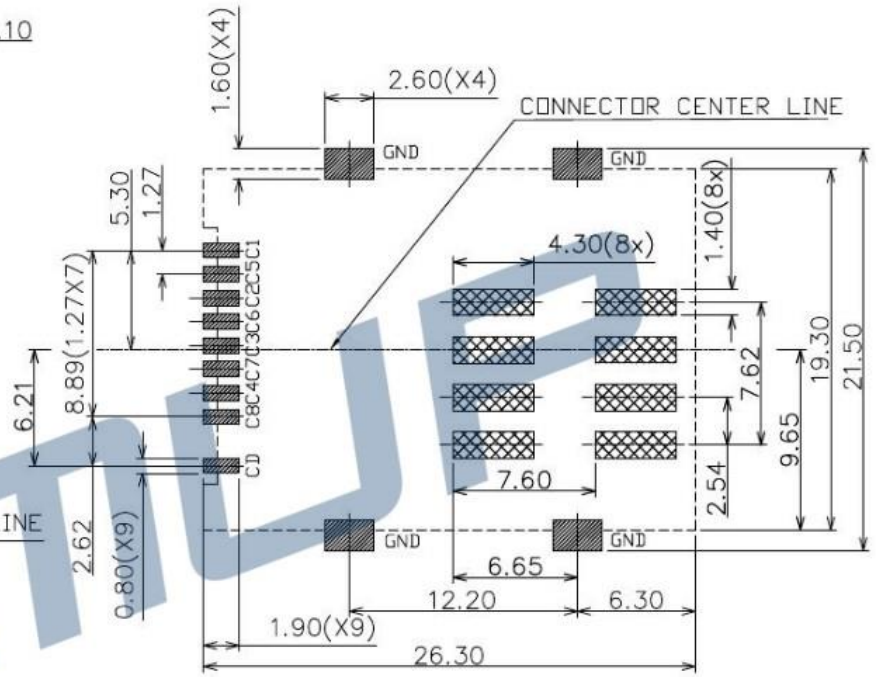

PAD AREA
CONNECTOR OUTLINE
NO PATTERN AND VIA HOLE IN THIS AREA

RECOMMENDED P.C.B LAYOUT
COMPONENT SIDE(TOLERANCE ±0.05)

TECHNICAL CHARACTERISTICS

1.General Characteristics

Dimensions: 26.30LX19.30WX1.50H mm

Weight: Approx 1.50±0.1g

Durability: 2,500 cycles min.

2.Electrical Characteristics

Contact resistance: 50mΩ typical,100mΩ max

Insulation resistance: >1000MΩ/500V DC

3.Solderability

Vapor phase: 215°C,30sec.Max

IR reflow: 260°C,10sec.Max

Manual soldering: 370°C,3sec.Max

4.Environmental Characteristics

Operating temperature: −40°C~+85°C

Operating humidity: 10%~+95%RH

ELECTRIC FUNCTION	DETECT SWITCH
WITHOUT CARD	CLOSED
CARD INSERTED	OPEN

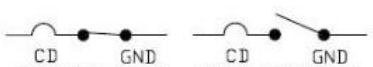

SWITCH OPERATION DIAGRAM

RoHS
PROCESS COMPLIANT

ITEM	PART NAME	Q'TY	MATERIAL	FINISH
1	HOUSING	1	Hi-temp Thermoplastic	Black UL94V-0
2	DATA CONTACT	8	Copper Alloy	Contact plated: 3u" Au Plated, Under plated: 50u" Ni plated all over
3	SHELL	1	Stainless Steel	Solder Tail: 1u"Au plated over Nickel Under plated: 30~50u" Ni plated all over
4	COIL SPRING	1	SWP	
5	HEART CAM	1	Hi-temp Thermoplastic	Black UL94V-0
6	CAM PIN	1	Stainless Steel	
7	SWITCH CONTACT	1	Copper Alloy	Contact area:Gold plated

Unless otherwise specified, other tolerance are:

X	±0.35	X°	±5°
X.X	±0.25	X.X°	±4°
X.XX	±0.15	X.XX°	±3°
X.XXX	±0.10	X.XXX°	±2°

PROJ. | UNIT: mm | SCALE: 1:1

CUSTOMER DRAWING

MUP® MUP INDUSTRIAL CO.,LTD.

NAME: **Smart Card Acceptor**

MODEL NO: **MUP-C752-1**

TYPE : **H1.50 8PIN**

DRAWN	Henry Jul.08.2014	DWG NO.: DWG-MUP-C752-1
CHECKED	Henry Jul.08.2014	
APPROVAL	Simon Jul.08.2014	SHEET 1/1 / REVISION X1

MUP