REV.	DESCRIPTION OF REVISIONS	APPR.	DRAW.	RELEASE	DATE
X1	NEW REVISION				Apr.14.2018
X2					

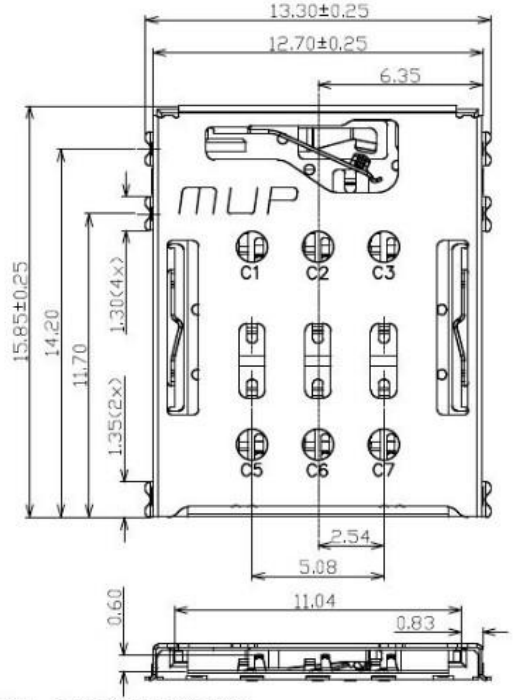

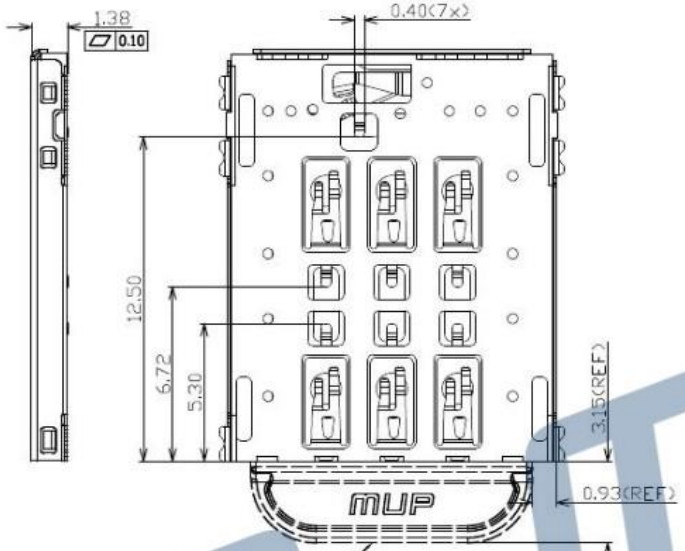

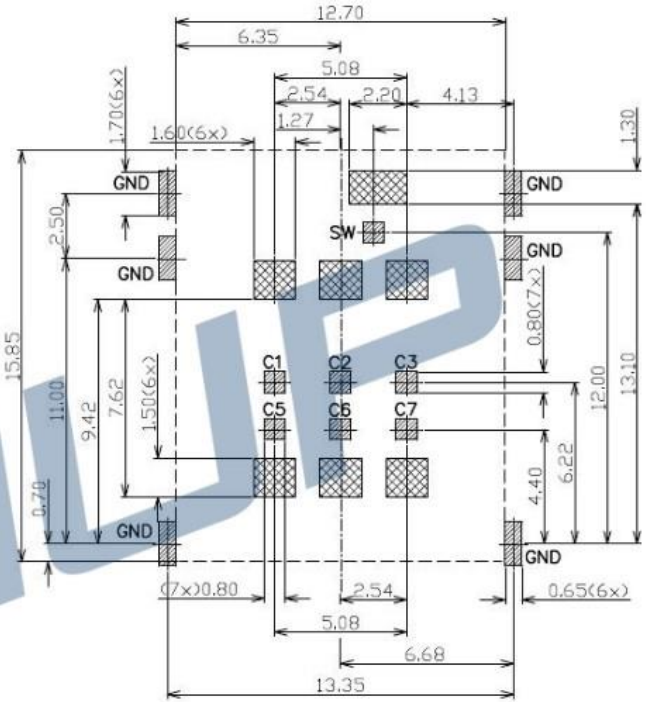

Card Tray

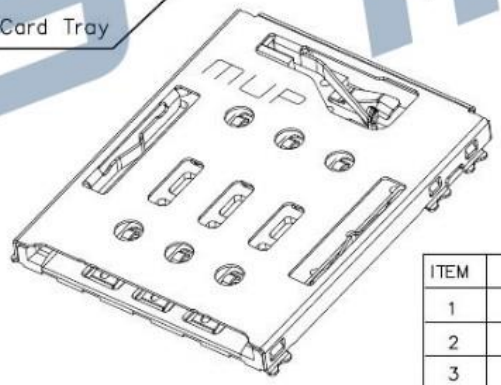

RECOMMENDED P.C.B LAYOUT
COMPONENT SIDE(TOLERANCE ±0.05)

PAD AREA
CONNECTOR OUTLINE
NO PATTERN AND VIA HOLE IN THIS AREA

TECHNICAL CHARACTERISTICS
1.General Characteristics
Dimensions:12.85LX17.20WX1.38H mm
TRAY MATING FORCE:2~10N
TRAY UNMATING FORCE:2~10N
Durability:1,500 cycles min.
2.Electrical Characteristics
Contact resisitance:50mΩ typical, 150mΩMax
Insulation resistance:>1000m/500V DC
3.Solderability
Vaporphase:215°C, 30sec.Max
IR reflow:260°C,5sec.Max
Manual soldering:370°C.3sec.Max
4.Environmental Characteristics
Operating remperature:-40°C~+85°C
Operating humidity:10%~+95%RH

NANO SIM CARD	
Pin No.	ASSIGNMENT
C1	VCC(SUPPLY VOLTAGE)
C2	RST(RESET SIGNAL)
C3	CLK(COLCK SIGNAL)
SW	DETECTION SWITCH
GND	GND
C5	GND
C6	VPP(VARIABLE SUPPLY VOLTAGE)
C7	I/O(DATA INPUT/OUTPUT

ITEM	PART NAME	Q'TY	MATERIAL	FINISH
1	HOUSING	1	Hi-temp Thermoplastic	Black UL94V-0
2	DATA CONTACT	6	Copper Alloy	Contact area:Gold plated
3	SWITCH	1	Copper Alloy	Contact area:Gold plated
4	SHELL	1	Stainless Steel	Solder area:Gold plated

CIRCUIT DIAGRAM FOR DETECT SWITCHES

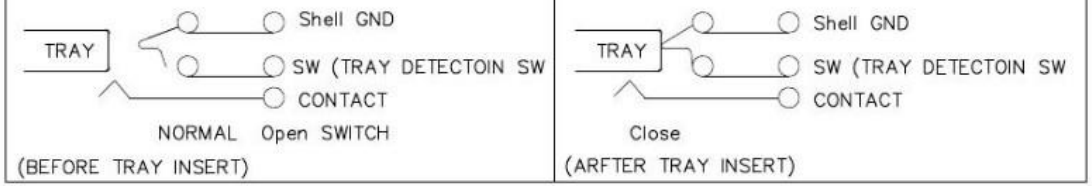

Unless otherwise specified, other tolerance are:

X	±0.35	X°	±5°
X.X	±0.25	X.X°	±4°
X.XX	±0.15	X.XX°	±3°
X.XXX	±0.10	X.XXX°	±2°

PROJ. | UNIT mm | SCALE 1:1

CUSTOMER DRAWING

MUP MUP INDUSTRIAL CO.,LTD.

NAME: **SINGLE NANO-SIM Card Connector**

MODEL NO: **MUP-C7803-1**

TYPE :**H1.38mm Normally Open with Card Tray type**

DRAWN	Henry Ou.04.2018	DWG NO.: DWG-MUP-C7803-1
CHECKED	Henry Ou.04.2018	SHEET 1/1 / REVISION X1
APPROVAL	Simon 04.2018	

MUP MUP