REV.	DESCRIPTION OF REVISIONS	APPR.	DRAW.	RELEASE	DATE
X1					
X2					

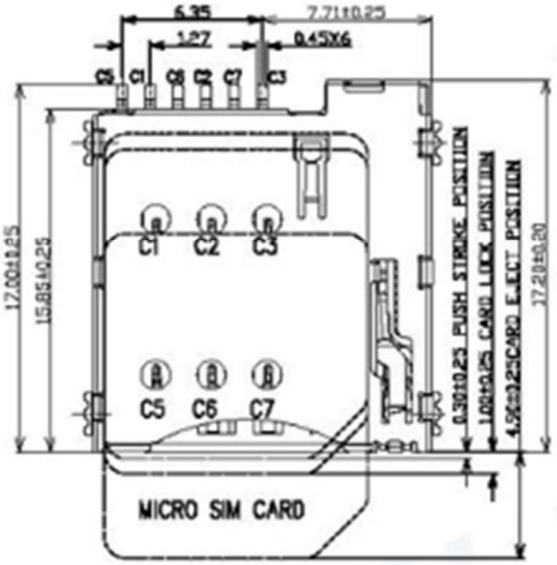

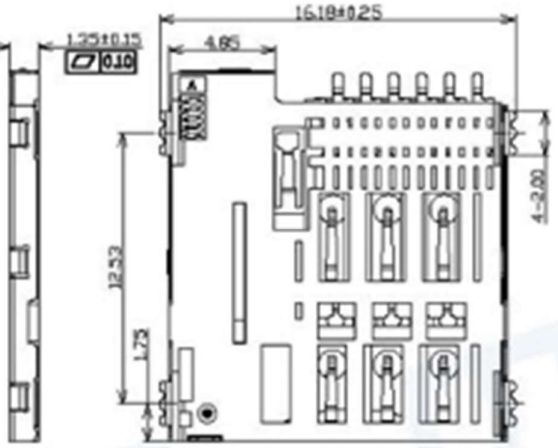

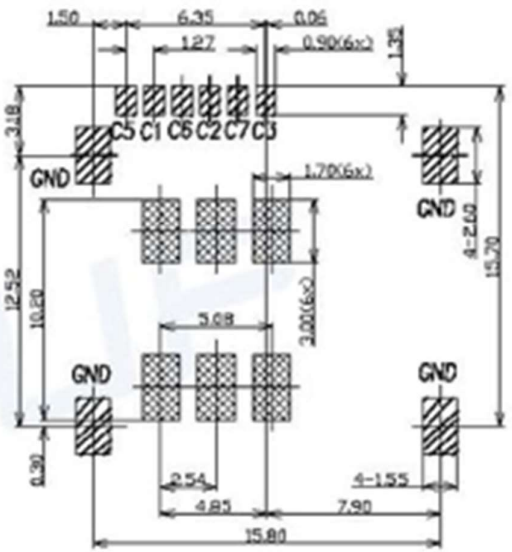

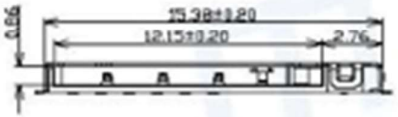

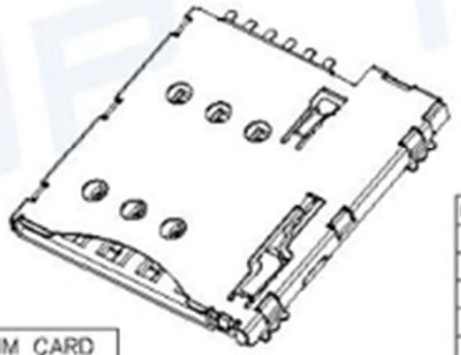

NO PATTERN AND VIA HOLE IN THIS AREA

PAD AREA — RECOMMENDED P.C.B LAYOUT COMPONENT SIDE(TOLERANCE ±0.05)

ITEM	PART NAME	Q'TY	MATERIAL	FINISH
1	HOUSING	1	Hi-temp Thermoplastic	Black UL94V-0
2	DATA CONTACT	8	Copper Alloy	Contact area Gold plated
3	SHELL	1	Stainless Steel	SMT area Gold plated
4	COIL SPRING	1	SWP	
5	HEART CAM	1	Hi-temp Thermoplastic	Black UL94V-0
6	CAM PIN	1	Stainless Steel	

TECHNICAL CHARACTERISTICS
1.General Characteristics
Dimensions:17.20LX16.18WX1.35H mm
Weight:Approx 0.50±0.2g
Durability:3000 cycles min.
2.Electrical Characteristics
Contact resistance:50mΩ typical, 100mΩMax
Insulation resistance:>1000MΩ/500V DC
3.Solderability
Vaporphase:215°C, 30sec.Max
IR reflow:250°C,5sec.Max
Manual soldering:370°C,3sec.Max
4.Environmental Characteristics
Operating temperature:-40°C~+85°C
Operating humidity:10%~+95%RH

Micro SIM CARD	
Pin No.	NAME
C1	VCC
C2	RST
C3	CLK
C4	Reserved
C5	GND
C6	VPP
C7	I/O
C8	Reserved

Pb RoHS PROCESS COMPLIANT

Unless otherwise specified, other tolerance are:

X	±0.35	X°	±5°
X.X	±0.25	X.X°	±4°
X.XX	±0.15	X.XX°	±3°
X.XXX	±0.10	X.XXX°	±2°

PROJ. | UNIT: mm | SCALE: 1:1

CUSTOMER DRAWING

MUP MUP INDUSTRIAL CO.,LTD.

NAME: MicroSIM Card Connector

MODEL NO: MUP-C794-3A

TYPE: MICRO-SIM PUSH/PUSH 6PIN 1.35H Without Switch Pin

DRAWN		DWG NO:	DWG-MUP-C794-3A
CHECKED		SHEET: 1/1	REVISION: X1
APPROVAL			