SUNNYWAY

SWP005

PN: SW19005IG97



Sunnyway Technology

Add: Building 65-302, No.421 Hongcao Road, Xuhui District, Shanghai
Tel: +86-021-6484 2326 Fax: +86-021-6484 2328
Email: sales@sunny-way.com Web: www.sunny-way.com

1. Electrical Specifications

Standards	3G/2G	
Frequency range (MHz)	824~960MHz	1710~1990MHz
Peak Gain (dBi)	-3.0~-1.0dBi	0.5~1.5dBi
Average Gain (dB)	-8.2~-5.6dB	-5.2~-4.5dB
VSWR	<5.5	<3.7
Return Loss	<-3.2	<-4.8
Efficiency (%)	15~27%	30~35%
Polarization mode	Linear	Linear
Radiation pattern	Omni-Directional	Omni-Directional
Output impedance (Ω)	50	50
Max. Input Power(W)	25	25

2. Mechanical and Environmental Specification

Mounting Type	Adhesive
Adhesive Type	3M9448A
Connector Type	U.FL Standard
Antenna size(mm)	47.0mm (L) x 5.0mm (W) x1.2mm (H)
Material	PCB

Cable length(mm)	101mm
Operating Temperature (˚C)	- 40 ˚C ~ + 85 ˚C
Storage Temperature(˚C)	- 40 ˚C ~ + 85 ˚C

3. Antenna parameters

FRE (MHz)	824	960	1710	1990
VSWR	5.2	5.3	2.9	3.6
Return Loss	-3.3	-3.2	-6.0	-4.8
Eff (%)	15.1	27.1	33.6	35.7
Average Gain(dB)	-8.2	-5.6	-4.7	-4.4

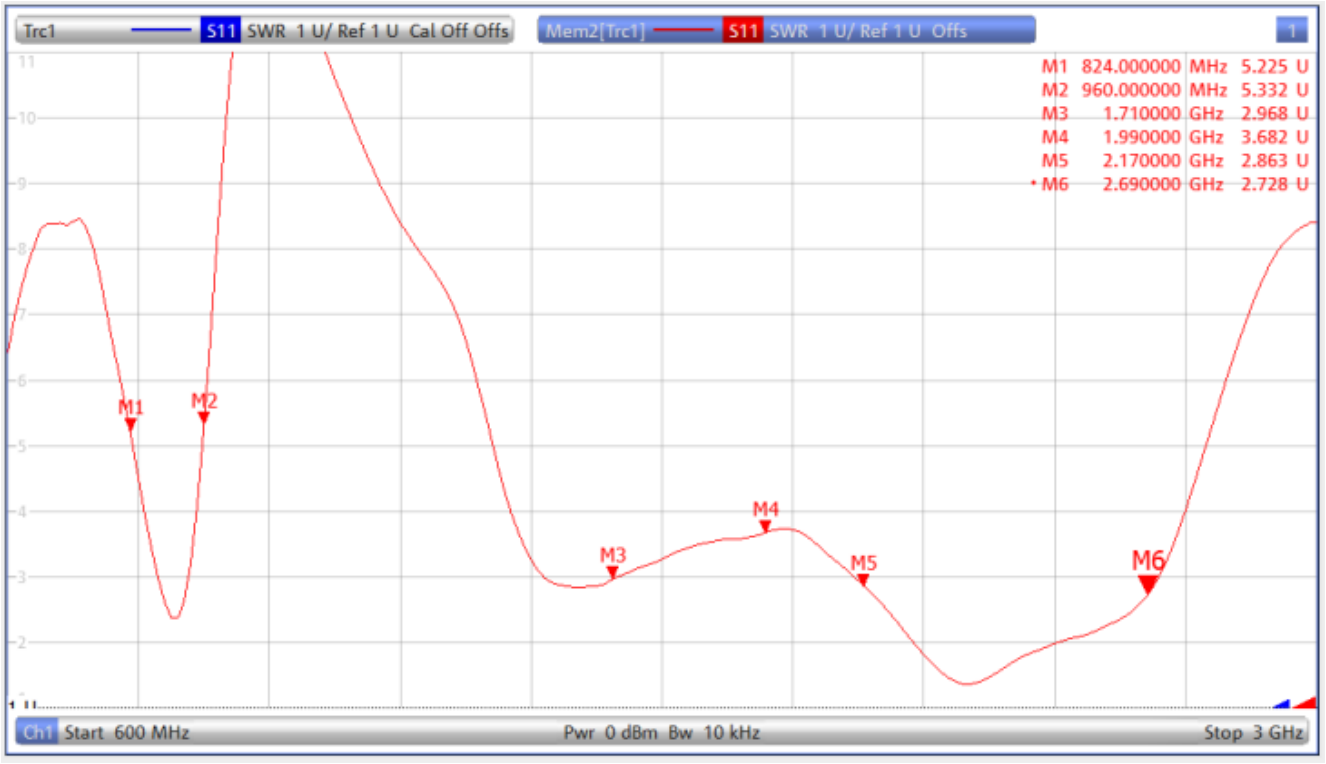

VSWR



Return Loss

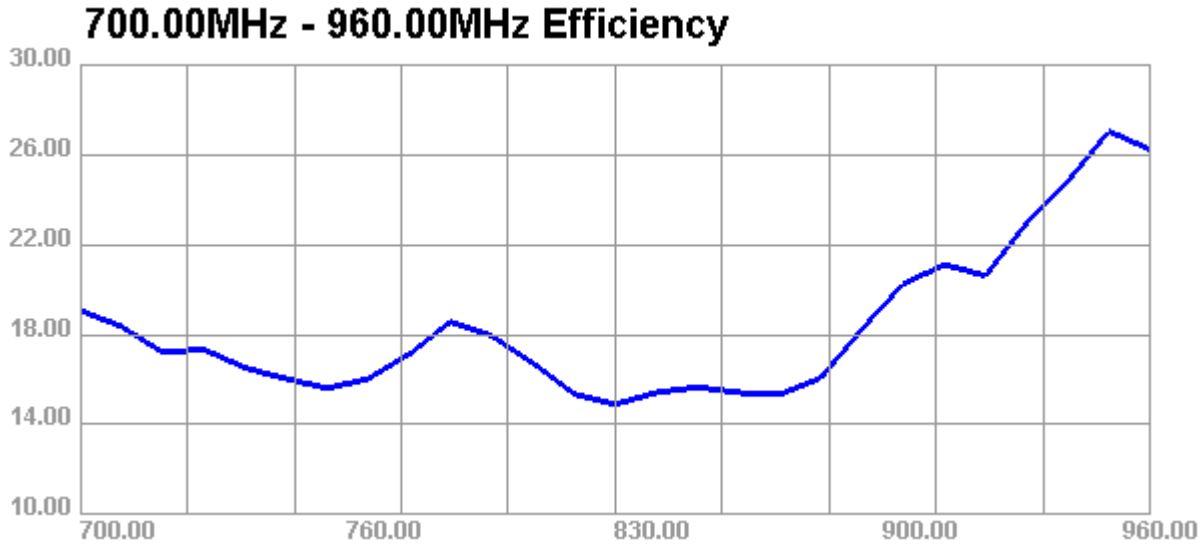
700.00MHz - 960.00MHz Efficiency
30.00
26.00
22.00
18.00
14.00
10.00
700.00
760.00
830.00
900.00
960.00

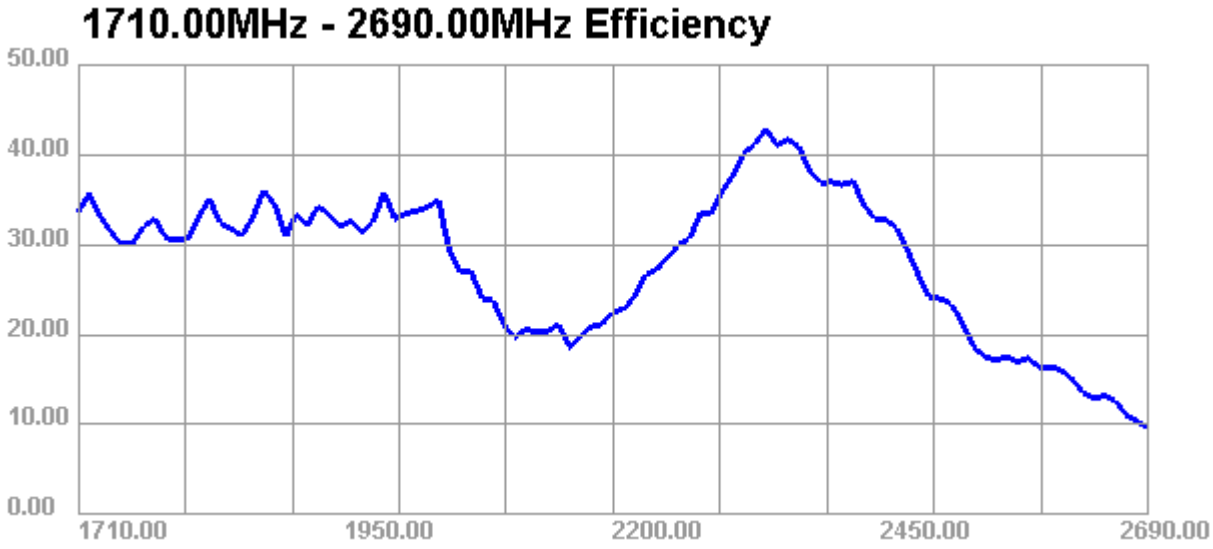
1710.00MHz - 2690.00MHz Efficiency
50.00
40.00
30.00
20.00
10.00
0.00
1710.00
1950.00
2200.00
2450.00
2690.00

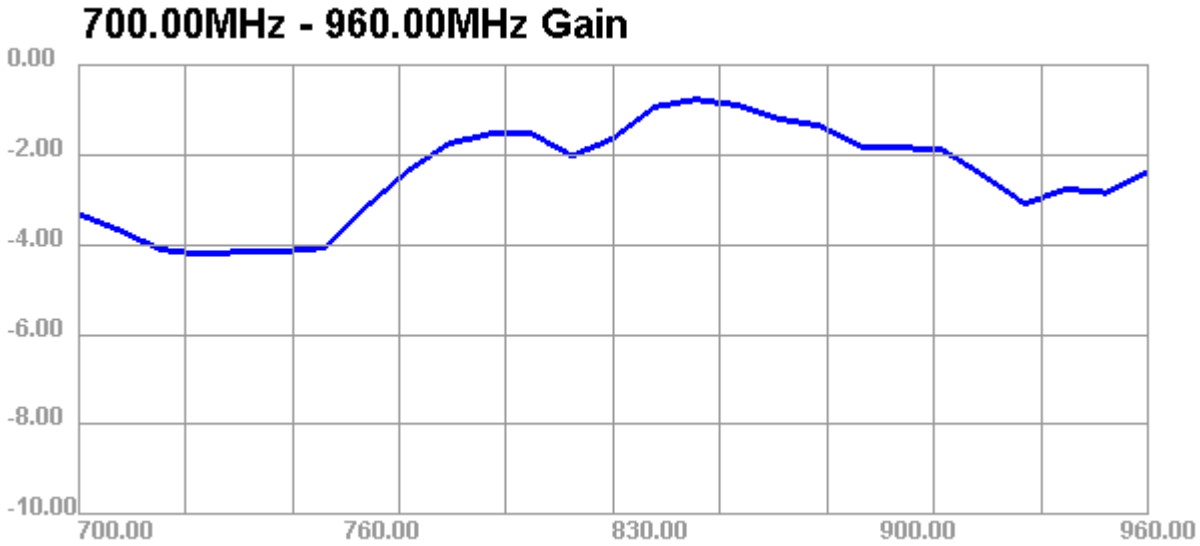
700.00MHz - 960.00MHz Gain
0.00
-2.00
-4.00
-6.00
-8.00
-10.00
700.00
760.00
830.00
900.00
960.00

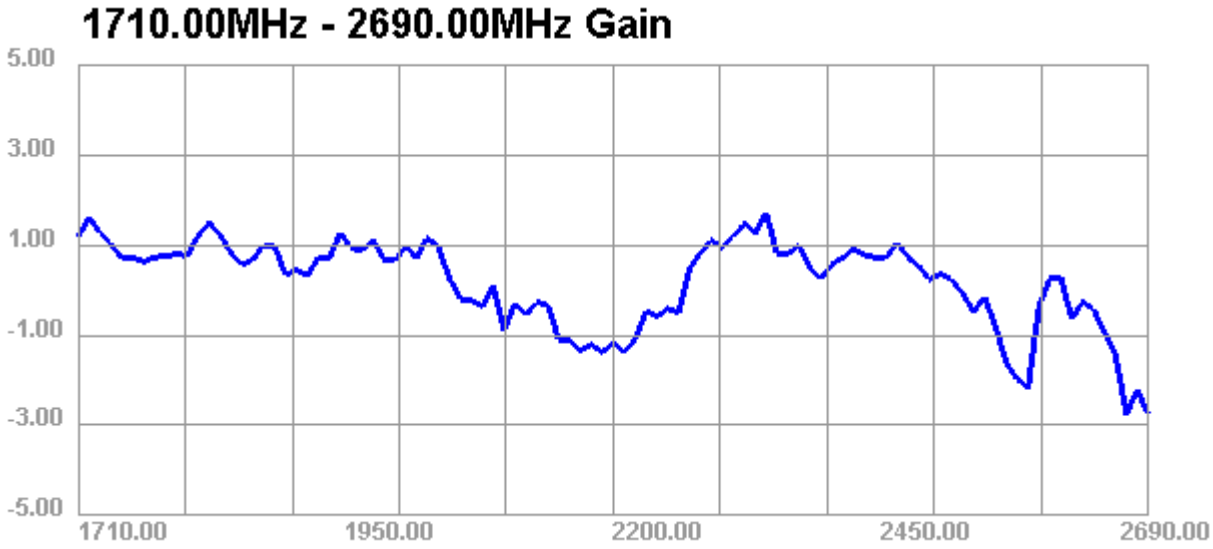
1710.00MHz - 2690.00MHz Gain
5.00
3.00
1.00
-1.00
-3.00
-5.00
1710.00
1950.00
2200.00
2450.00
2690.00

Directional pattern

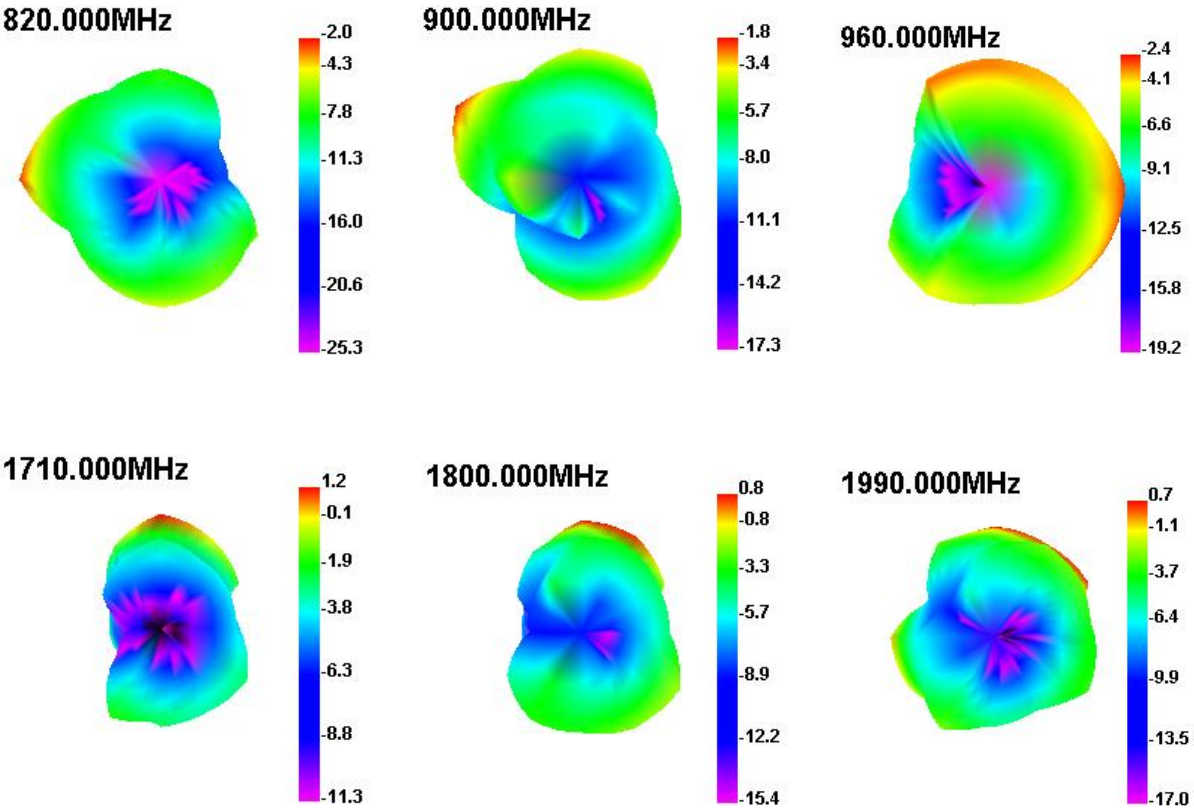

4. Antenna Drawings

