SUNNYWAY

SWFG001



PN: SW20269EA63

Features

- Antenna for 2400~2500MHz, 5150~5850MHz.
- Impedance 50 Ohm，High gain.
- Lightning Protection FRP.
- Maintains high performance on device.

Applications:

- Application of WiFi 2.4G&5G equipment.
- BT、ZigBee.
- Suitable for all kinds of harsh environments

Sunnyway Technology

Add: Building 65-302, No.421 Hongcao Road, Xuhui District, Shanghai
Tel: +86-021-6484 2326 Fax: +86-021-6484 2328
Email: sales@sunny-way.com Web: www.sunny-way.com

1. Electrical Specifications

Frequency range (MHz)	2400~2500	5150~5850
Peak Gain (dBi)	4.0~5.8	3.5~7.0
Average Gain (dB)	-1.4~-1.1	-2.1~-0.3
VSWR	< 2.0	< 4.5
Return Loss	< -12.0	< -4.0
Efficiency (%)	72~77	62~94
Horizontal Beamwidth	360º	360º
Vertical Beamwidth	55±3º	55±3º
Impedance	50Ω	50Ω
Polarization	Vertical polarization	Vertical polarization
Max. Power	50W	50W
Connector	N-J	N-J
Lightning Protection	DC grounding	DC grounding

2. Mechanical and Environmental Specification

Dimension(mm)	Φ20*330 mm
Weight (g)	118.57g
Rated Wind Velocity	36.9 m/s
Operational Humidity	< 95
Operating temperaturec	-40 ~ 55
Radome material	FRP

3. Antenna parameters

3.1 General Data

FRE (MHz)	2400	2500	5150	5850
VSWR	1.2	1.6	2.2	4.1
Return Loss	-18.8	-12.3	-8.3	-4.2
Eff (%)	77.0	75.3	89.2	62.0
Average Gain(dB)	-1.1	-1.2	-0.5	-2.1

3.2 VSWR

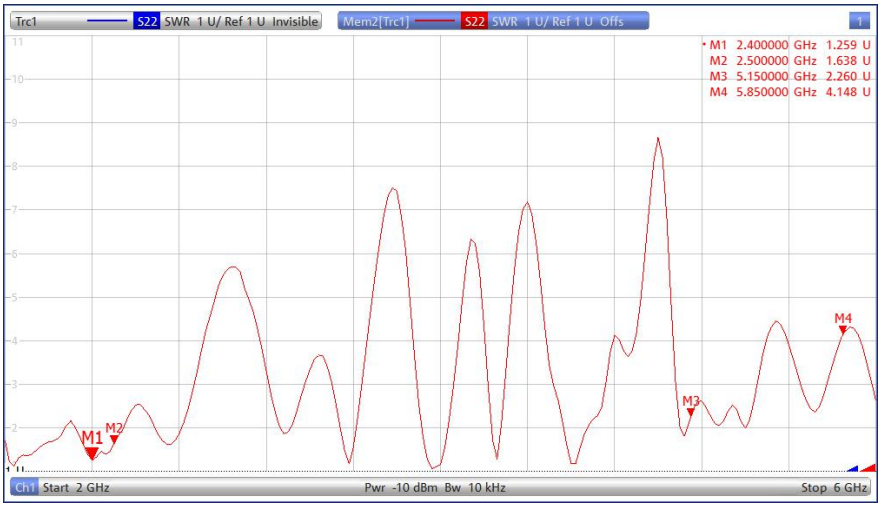

3.3 Return Loss

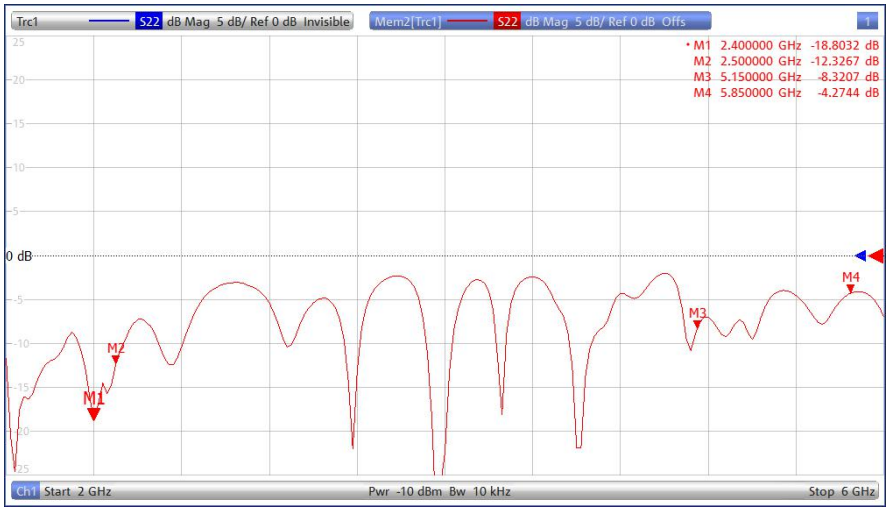

3.4 Efficiency

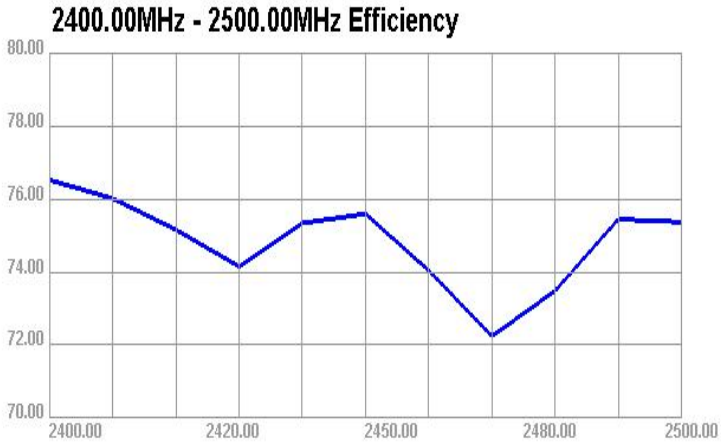

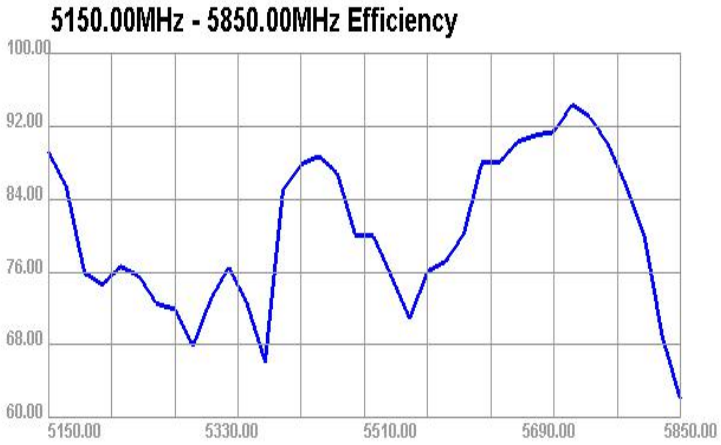

3.5 Gain

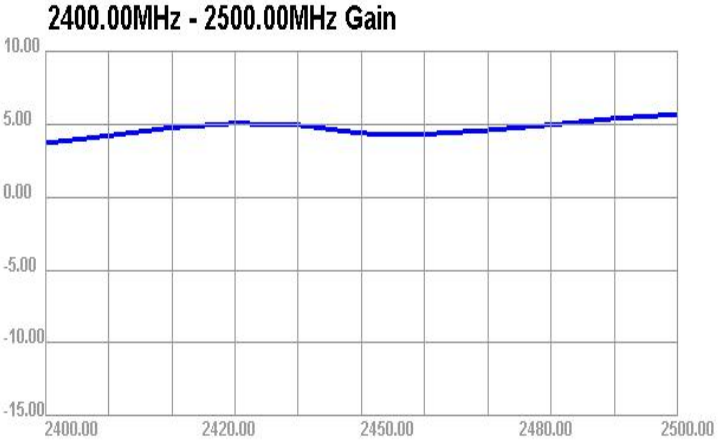

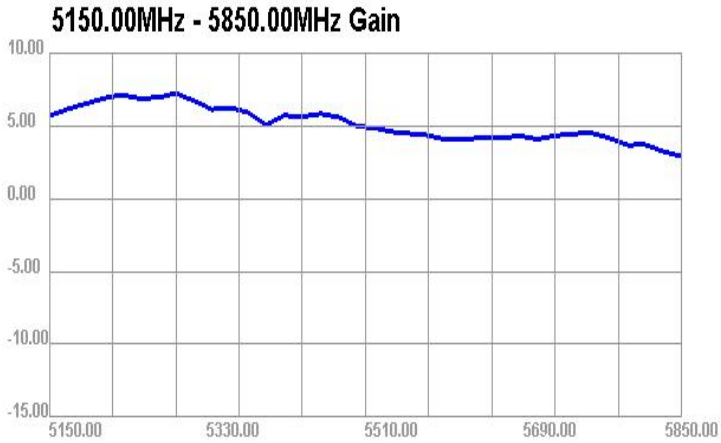

3.6 Directional pattern

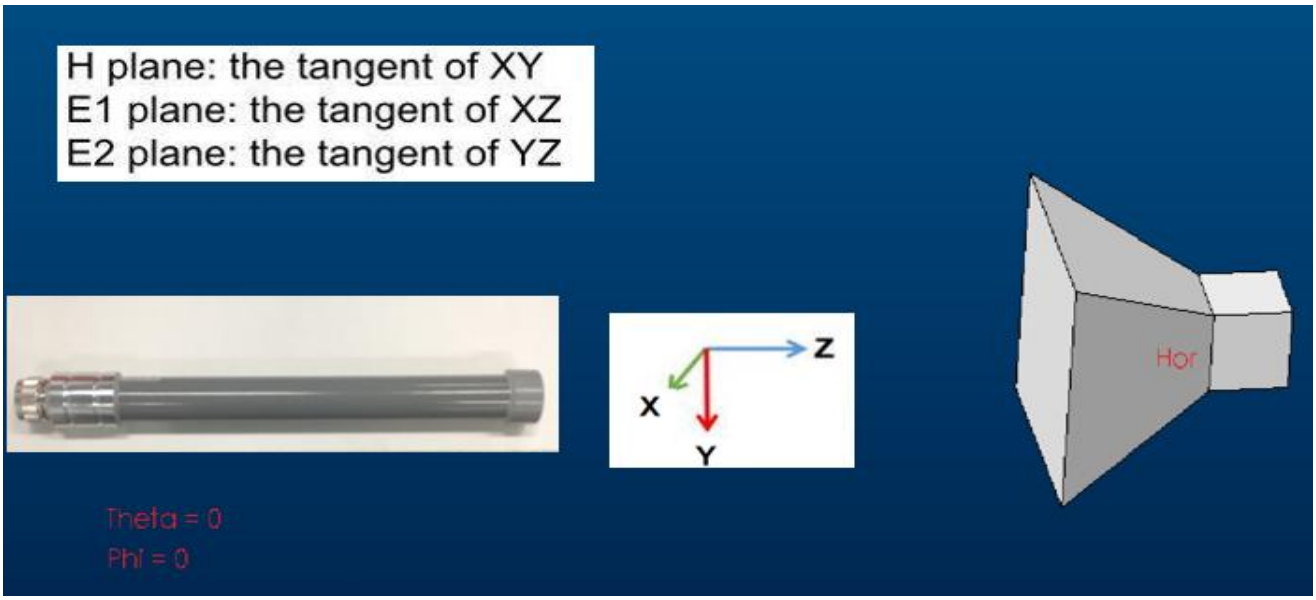

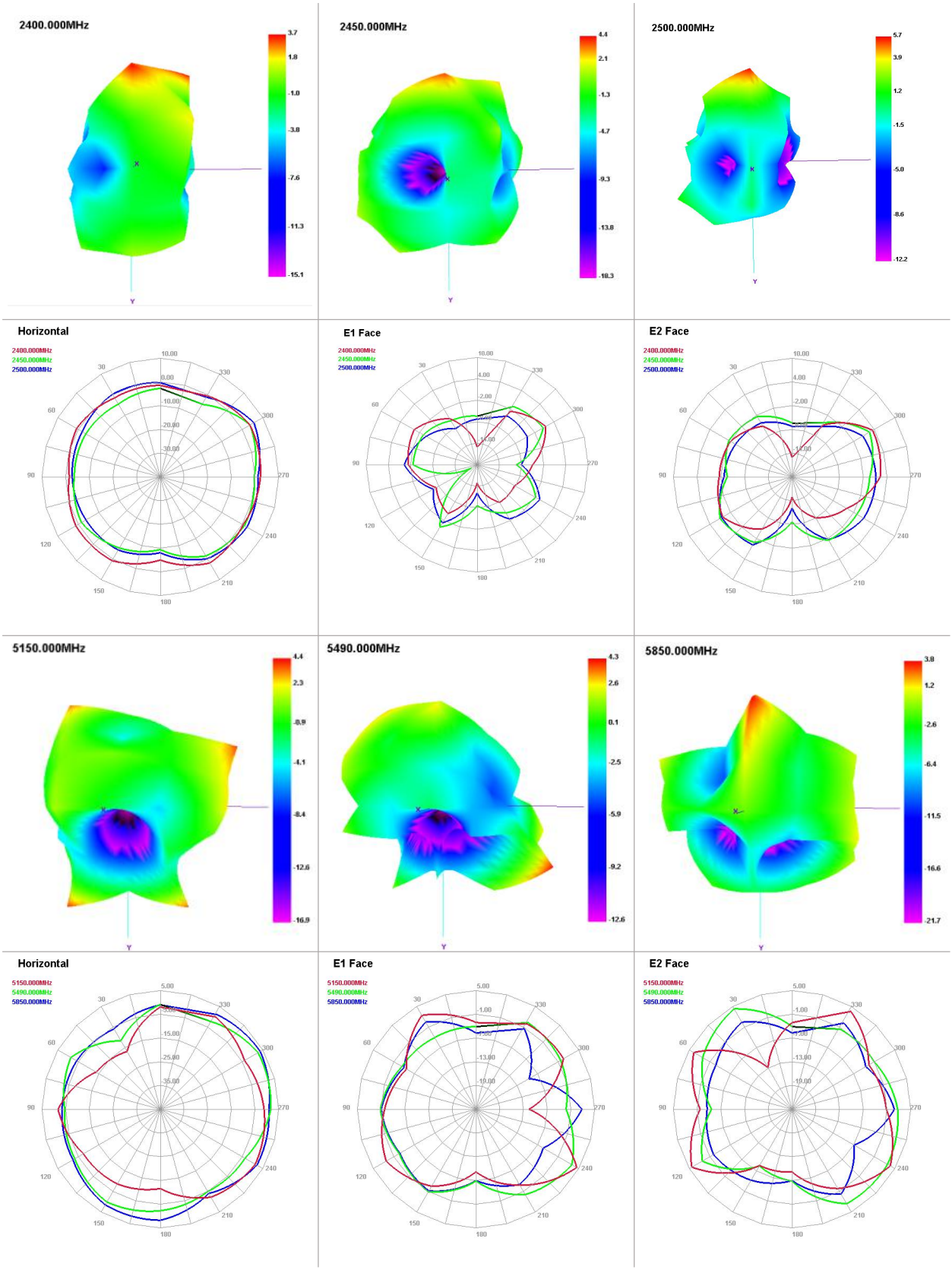
2400.000MHz
2450.000MHz
2500.000MHz
Horizontal
E1 Face
E2 Face
2400.000MHz
2450.000MHz
2500.000MHz
5150.000MHz
5490.000MHz
5850.000MHz
Horizontal
E1 Face
E2 Face
5150.000MHz
5490.000MHz
5850.000MHz

4. Antenna Drawing

