SUNNYWAY



SWFG002

PN: SW20270EA63

Features:

- Antenna for 868 MHz
- Maintains high performance on device.
- Impedance 50 ohm.
- High gain

Applications:

- Suitable for all kinds of harsh environments

Sunnyway Technology
Add: 1F, Building 4, No.215-99, GaoGuang Road, QingPu District, Shanghai, China
Tel: +86-021-6083 5368 Fax: +86-021-6484 2328
Email: info@sunny-way.com Web: www.sunny-way.com

1. Electrical Specifications

Frequency range(MHz)	**868**
Peak Gain (dBi)	5.6
Average Gain (dB)	-1.7
VSWR	1.3
Return Loss	-19.3
Efficiency (%)	67.3
Horizontal Beamwidth	360°
Vertical Beamwidth	30±5°
Impedance	50Ω
Polarization	Vertical polarization
Max. Power	100W
Connector	N-J
Lightning Protection	DC grounding

2. Mechanical and Environmental Specification

Dimension(mm)	**Φ20*1000 mm**
Weight（g）	340g
Rated Wind Velocity	36.9 m/s
Operational Humidity	< 95
Operating temperaturec	-40～55
Radome material	FRP

3. Antenna parameters

3.1 General Data

FRE (MHz)	868
VSWR	1.3
Return Loss	-19.3
Eff (%)	67.3
Average Gain(dB)	-1.7

3.1.1 VSWR

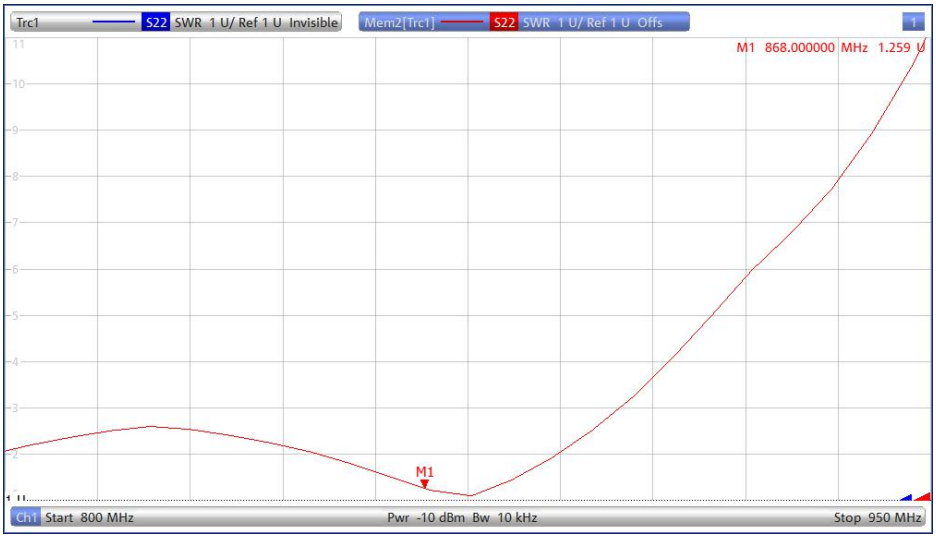

3.1.2 Return Loss

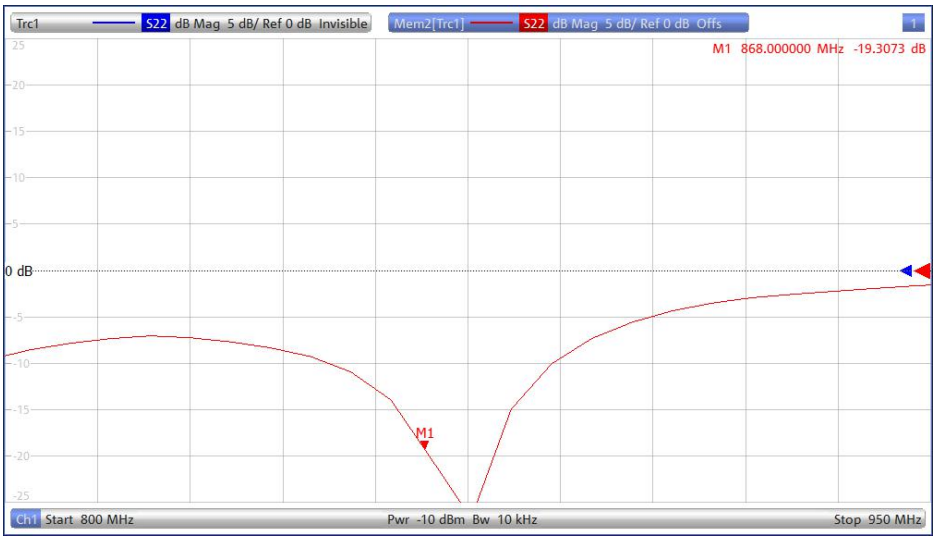

3.1.3 Efficiency

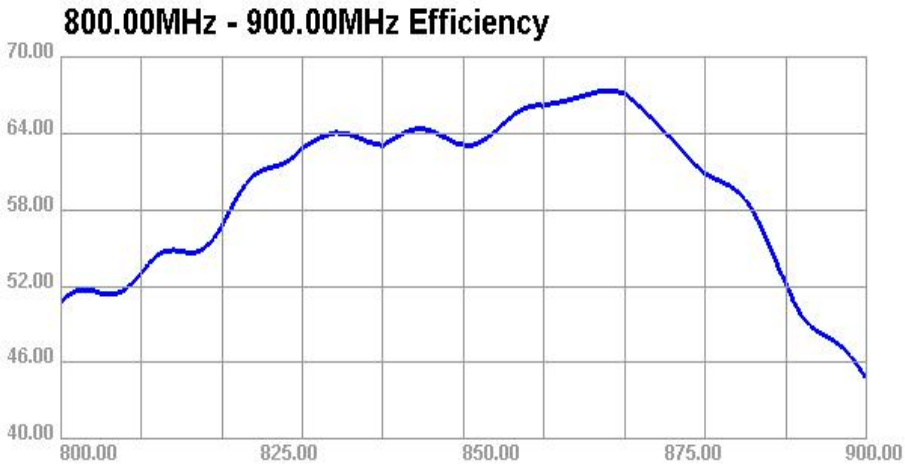

3.1.4 Gain

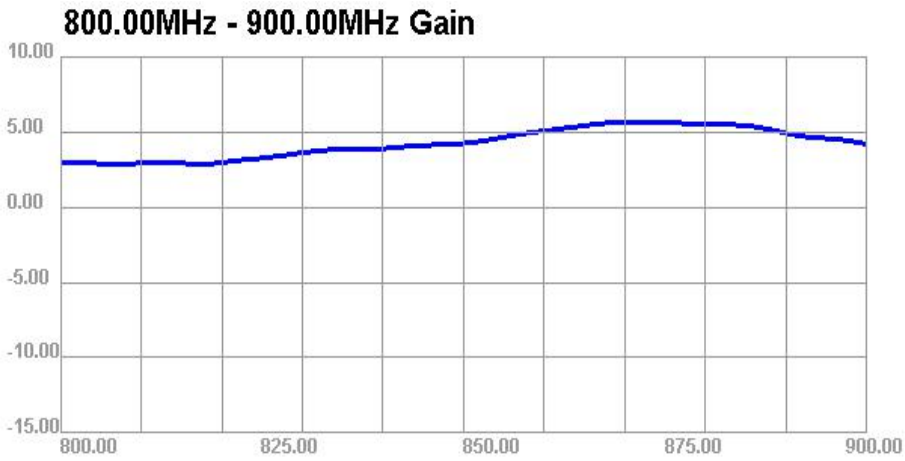

3.1.5 Directional Pattern

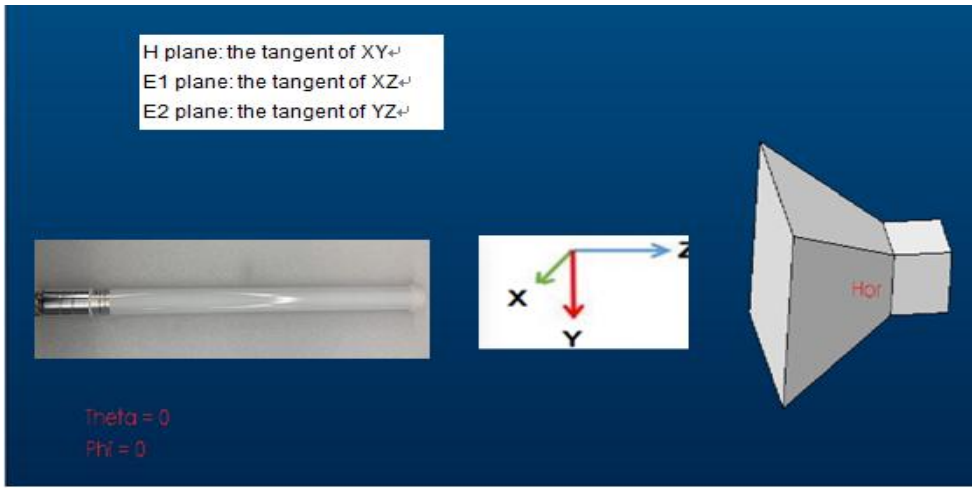

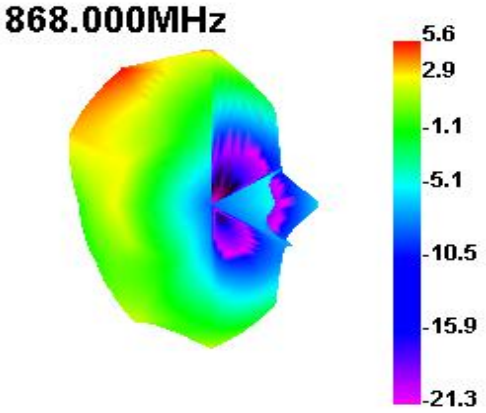
868.000MHz
5.6
2.9
-1.1
-5.1
-10.5
-15.9
-21.3

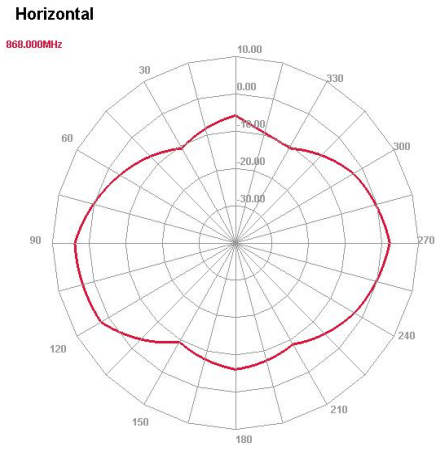
Horizontal
868.000MHz
10.00
0.00
-10.00
-20.00
-30.00
30
330
60
300
90
270
120
240
150
210
180

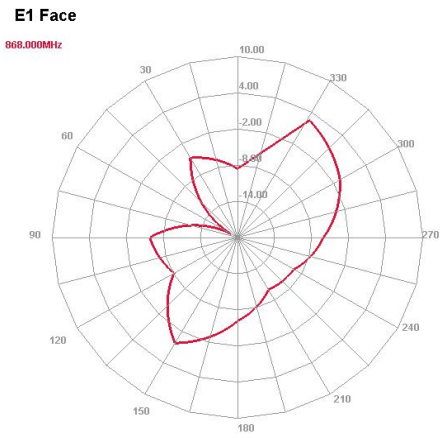
E1 Face
868.000MHz
10.00
4.00
-2.00
-8.00
-14.00
30
330
60
300
90
270
120
240
150
210
180

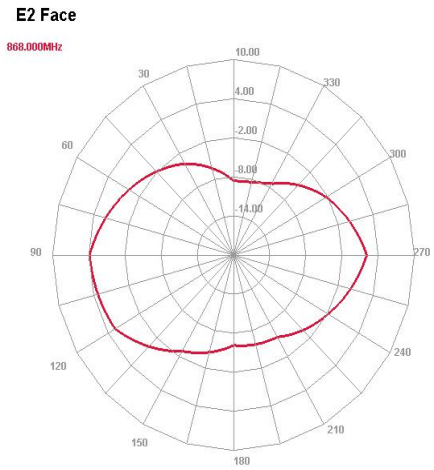
E2 Face
868.000MHz
10.00
4.00
-2.00
-8.00
-14.00
30
330
60
300
90
270
120
240
150
210
180

4.Antenna Drawing

