SWB009

PN: SW20281EB56



Features

- Antenna for 700~960MHz 1710~2690 MHz
- Impedance 50 Ohm.

Applications:

- Antenna for 4G/3G/2G

Sunnyway Technology
Add: 1F, Building 4, No.215-99, GaoGuang Road, QingPu District, Shanghai, China
Tel: +86-021-6083 5368 Fax: +86-021-6484 2328
Email: info@sunny-way.com Web: www.sunny-way.com

1. Electrical Specifications

Standards	4G/3G/2G	
Frequency range (MHz)	700~960	1710~2690
Peak Gain (dBi)	-0.7~2.7	1.2~4.4
Average Gain (dB)	-5.2~-2.1	-4.1~-1.9
VSWR	< 3.5	< 2.9
Return Loss	< -5.2	< -7
Efficiency (%)	30.2~61.4	38.6~64.4
Polarization mode	Linear	Linear
Radiation pattern	Omni-Directional	Omni-Directional
Output impedance (Ω)	50	50
Max. Input Power(W)	25	25

Note:

Debug based on 200 mm wire length

2. Mechanical and Environmental Specification

Mounting Type	Screw lock
Connector Type	RG174+SMA (M)
Antenna size(mm)	46.40 (φ) x 26.10 (H) x 2000 (Line length)
Material	ABS
Cable length(mm)	2000mm (can be customized)
Operating Temperature (˚C)	- 40 ˚C ~ + 85 ˚C
Storage Temperature(˚C)	- 40 ˚C ~ + 85 ˚C

3. Antenna parameters

3.1 General Data

FRE (MHz)	700	960	1710	2170	2300	2690
VSWR	1.4	3.5	1.6	1.6	1.0	1.7
Return Loss	-15.6	-5.2	-12.8	-13.2	-33.7	-12.0
Eff (%)	30.2	36.0	51.5	62.3	60.0	43.6
Average Gain(dB)	-5.2	-4.4	-2.9	-2.1	-2.2	-3.6

3.2 VSWR

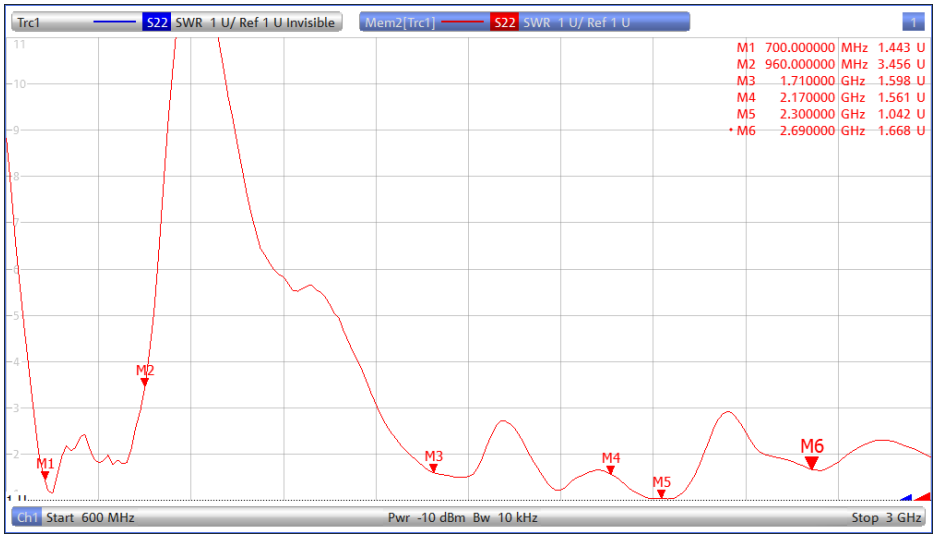

3.3 Return Loss

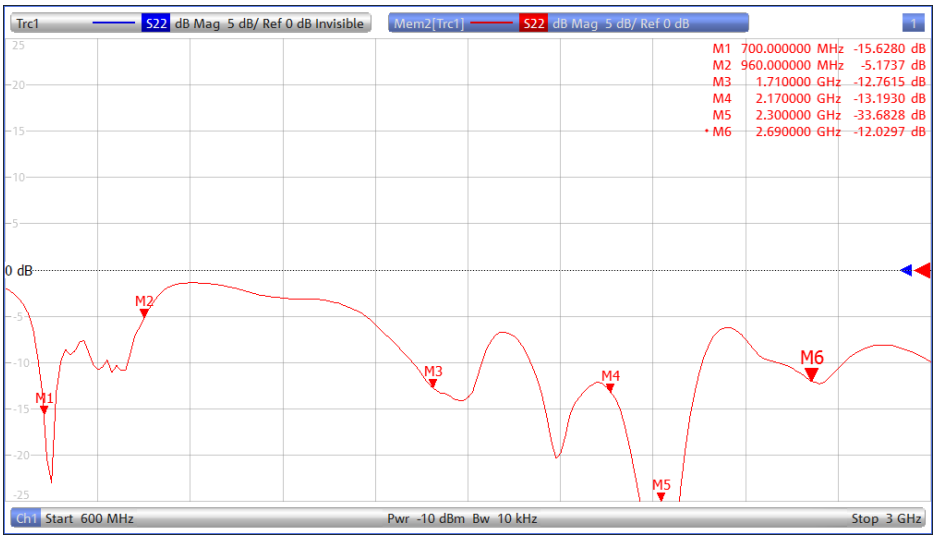

3.4 Efficiency

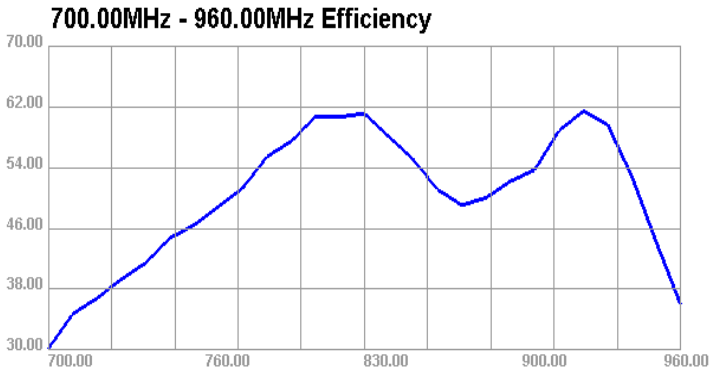

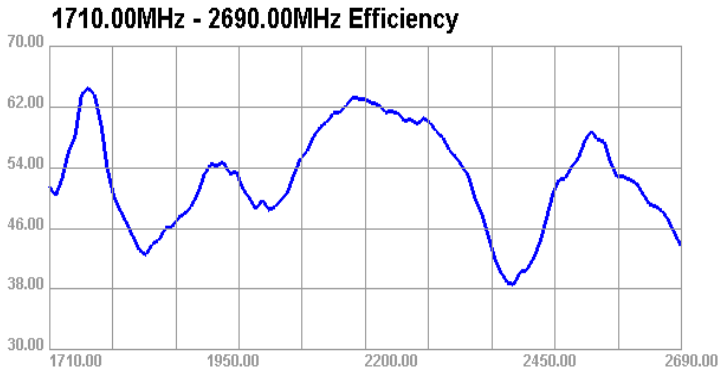

3.5 Gain

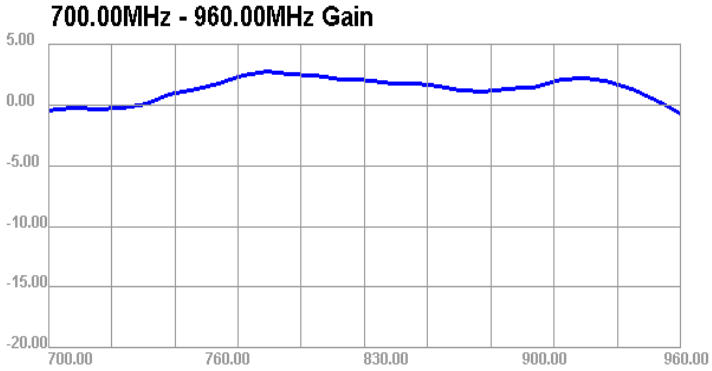

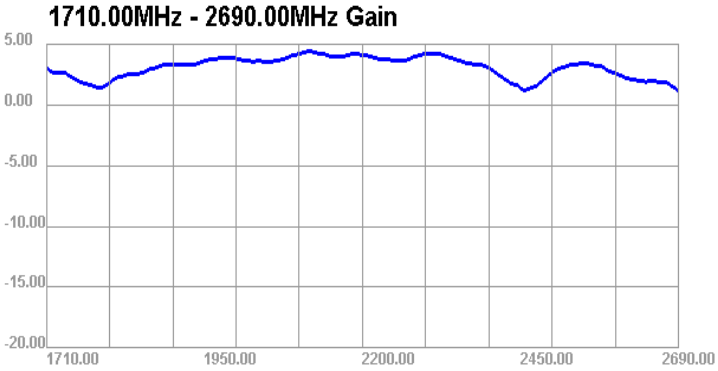

3.6 Directional Pattern

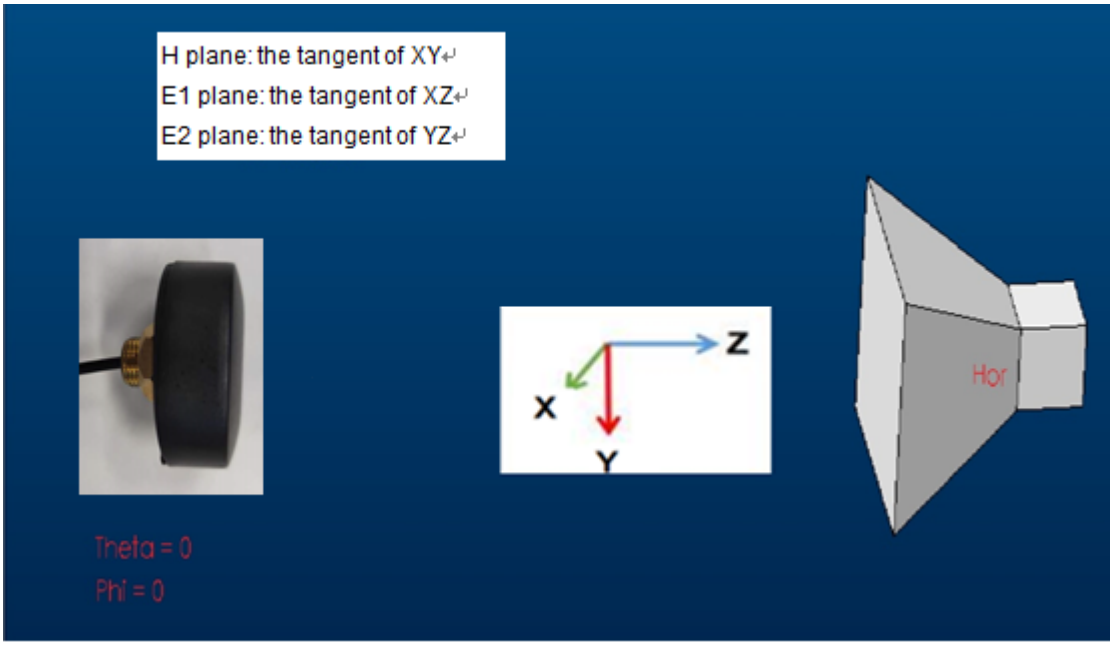

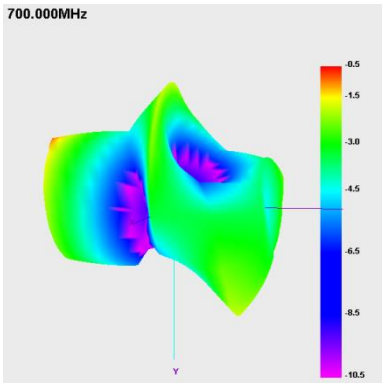
700.000MHz
-0.5
-1.5
-3.0
-4.5
-6.5
-8.5
-10.5
Y

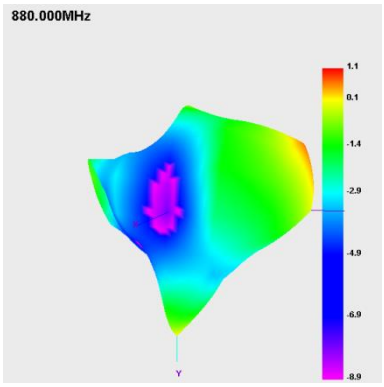
880.000MHz
1.1
0.1
-1.4
-2.9
-4.9
-6.9
-8.9
Y

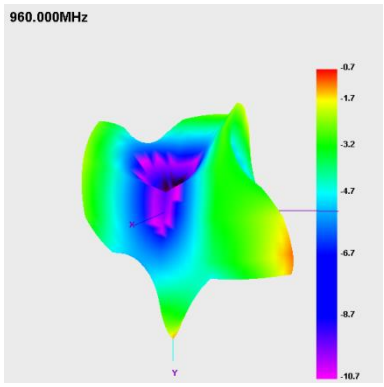
960.000MHz
-0.7
-1.7
-3.2
-4.7
-6.7
-8.7
-10.7
Y

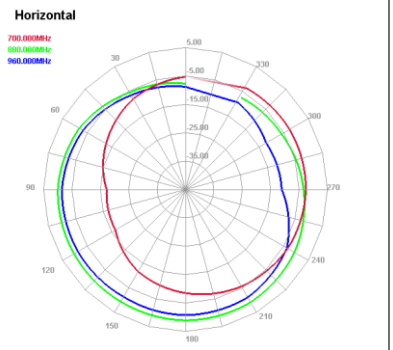
Horizontal
700.000MHz
880.000MHz
960.000MHz

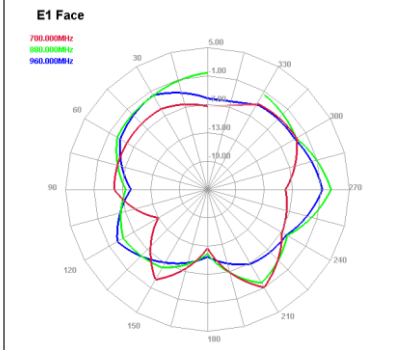
E1 Face
700.000MHz
880.000MHz
960.000MHz

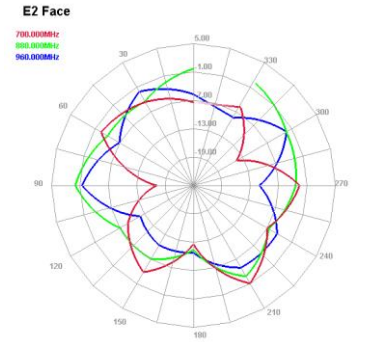
E2 Face
700.000MHz
880.000MHz
960.000MHz

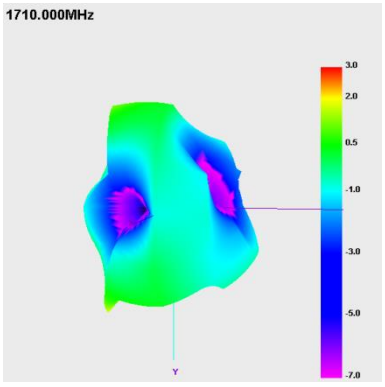
1710.000MHz
3.0
2.0
0.5
-1.0
-3.0
-5.0
-7.0
Y

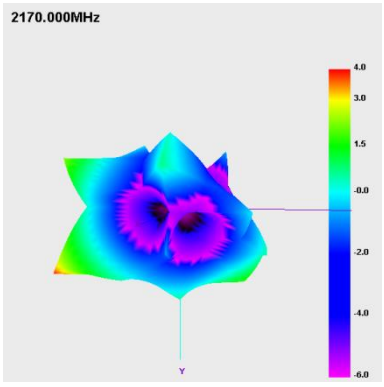
2170.000MHz
4.0
3.0
1.5
-0.0
-2.0
-4.0
-6.0
Y

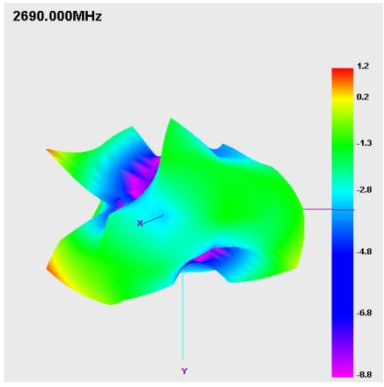
2690.000MHz
1.2
0.2
-1.3
-2.8
-4.8
-6.8
-8.8
Y

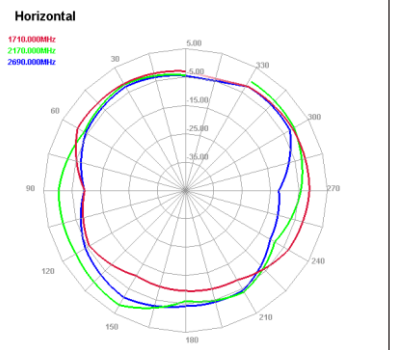
Horizontal
1710.000MHz
2170.000MHz
2690.000MHz

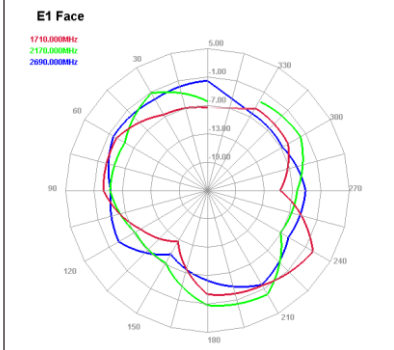
E1 Face
1710.000MHz
2170.000MHz
2690.000MHz

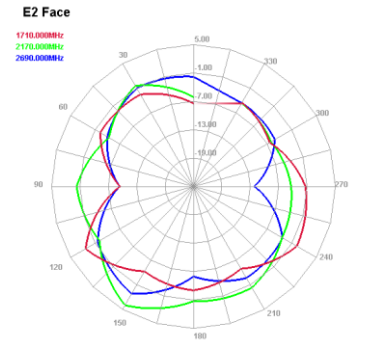
E2 Face
1710.000MHz
2170.000MHz
2690.000MHz

4. Antenna Drawing

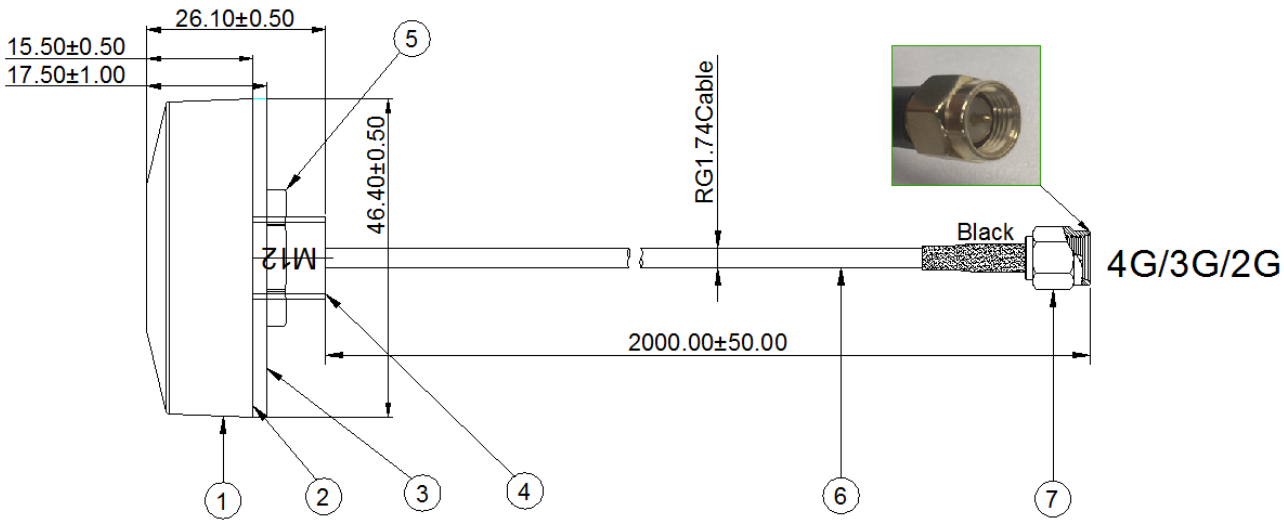

Series	Component name	Material	Color	Quantity
1	Upper Shell	ABS	black	1
2	Lower Shell	ABS	black	1
3	Back Glue	Back Glue	natural colour	1
4	Screw	brass	Gold	1
5	Nuts	brass	Gold	1
6	Cable	RG174	black	1
7	SMA	brass	Gold	1

Note: Cable Loss

Attenuation, Typical value (20℃) (Permissible error±10%)

Frequency MHZ	dB/100m
100	19
200	22
400	32
500	37
800	44
1000	49
1200	54
1500	65
1800	67
2000	71
2500	81
3000	88
4000	105
5000	121
5800	132
6000	135