SUNNYWAY

SWE035

PN: SW20268EB56



Features

- Antenna for 2400~2500 MHz , 5100~5900MHz
- High gain
- Impedance 50 Ohm.

Applications:

- Antenna for 2.4G/5G WiFi applications

Sunnyway Technology

Add: 1F, Building 4, No.215-99, GaoGuang Road, QingPu District, Shanghai, China
Tel: +86-021-6083 5368 Fax: +86-021-6484 2328
Email: info@sunny-way.com Web: www.sunny-way.com

1. Electrical Specifications

Standards	2.4G/5G WIFI	
Frequency range (MHz)	2400~2500	5100~5900
Peak Gain (dBi)	4.5~5.3	5.2~6.5
Average Gain (dB)	-2.5~-1.8	-2.2~-0.9
VSWR	< 2.0	< 2.0
Return Loss	< -10.2	< -9.5
Efficiency (%)	56.6~65.9	60.6~81.7
Polarization mode	Linear	Linear
Radiation pattern	Omni-Directional	Omni-Directional
Output impedance (Ω)	50	50
Max. Input Power(W)	5	5

2. Mechanical and Environmental Specification

Mounting Type	Connector Mount
Connector Type	SMA
Antenna size(mm)	193*16*13.08mm
Material	ABS+PC
Operating Temperature (˚C)	- 40 ˚C ~ + 85 ˚C
Storage Temperature(˚C)	- 40 ˚C ~ + 85 ˚C

3. Antenna parameters

3.1 General Data

FRE (MHz)	2400	2500	5100	5900
VSWR	1.9	1.4	1.3	2.0
Return Loss	-10.2	-16.5	-17.1	-9.5
Eff (%)	56.6	63.9	80.4	75.9
Average Gain(dB)	-2.5	-1.9	-1.0	-1.2

3.2 VSWR

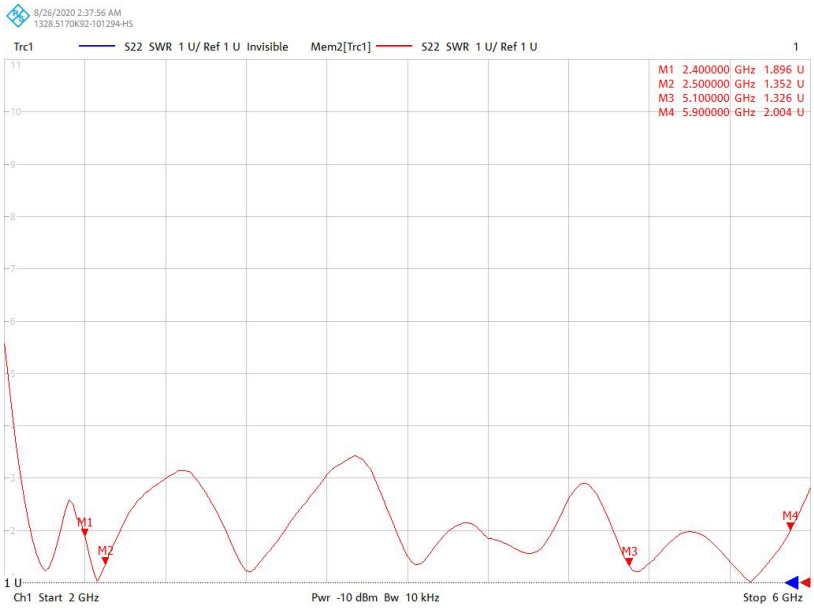

3.3Return Loss

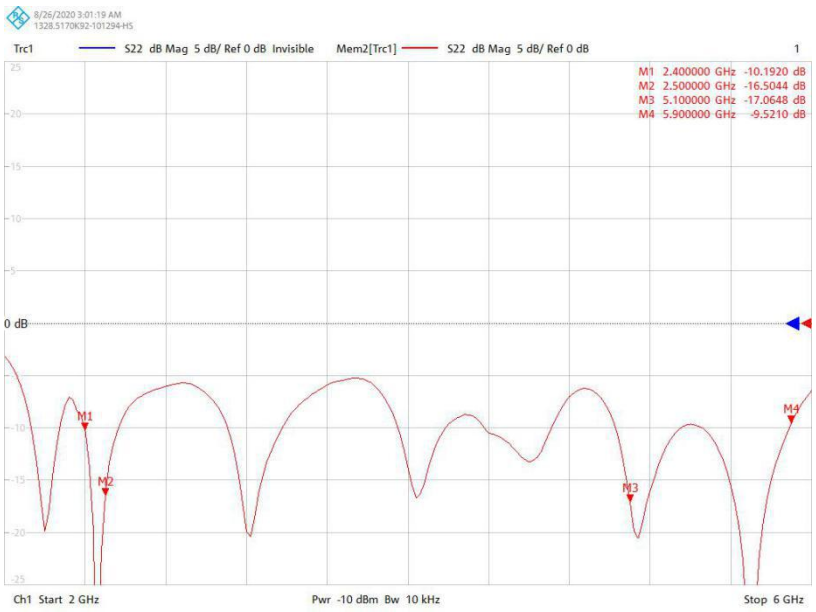

3.4 Efficiency

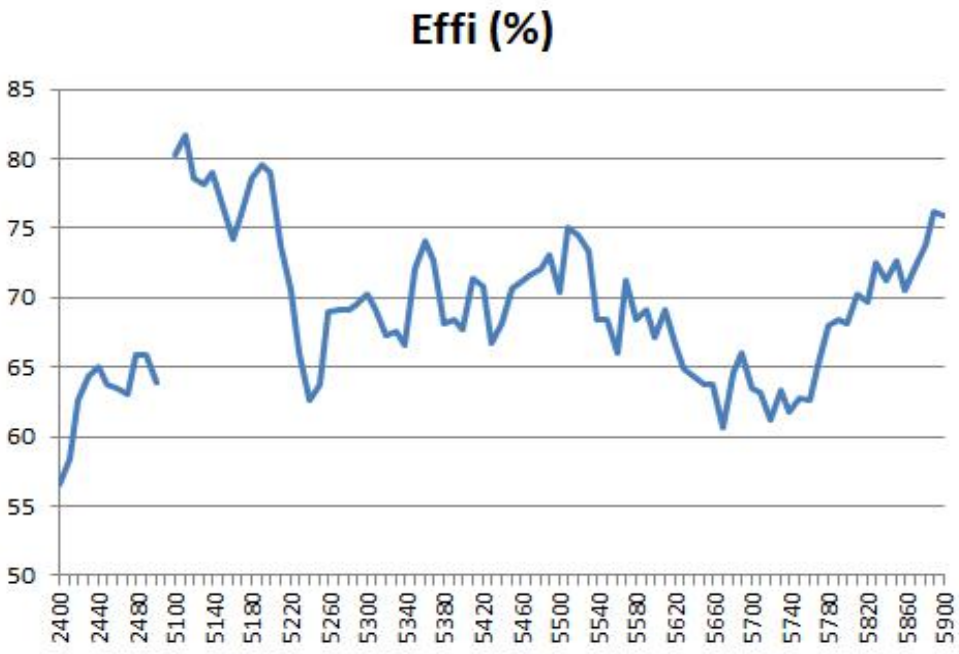

3.5 Gain

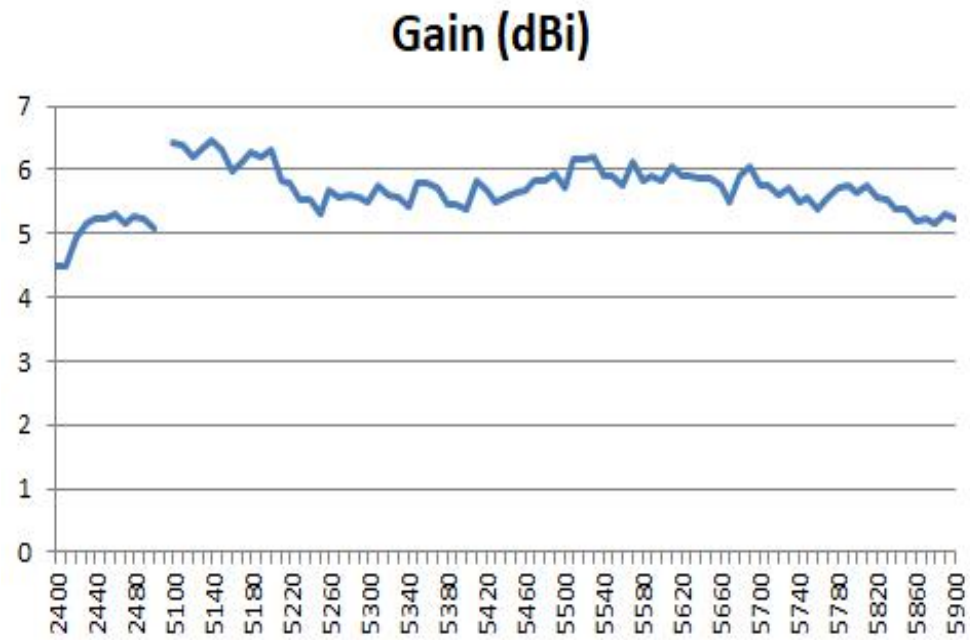

3.6 Directional Pattern



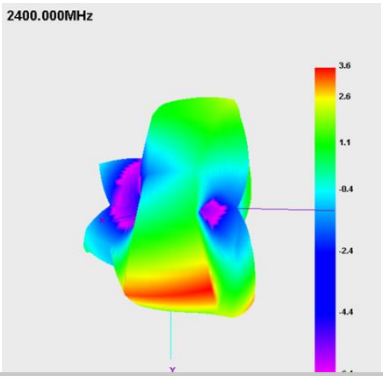
2400.000MHz

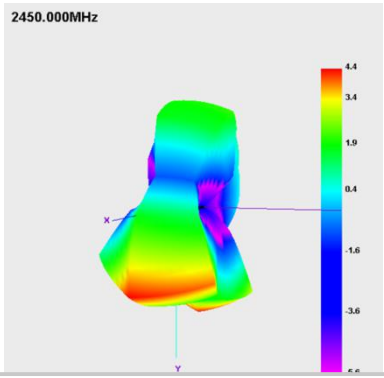
2450.000MHz

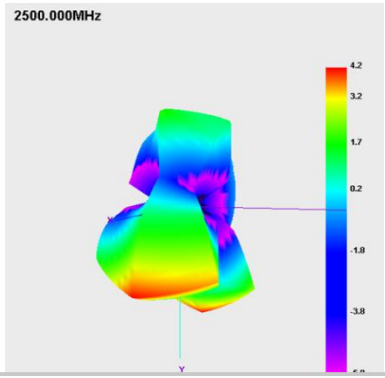
2500.000MHz

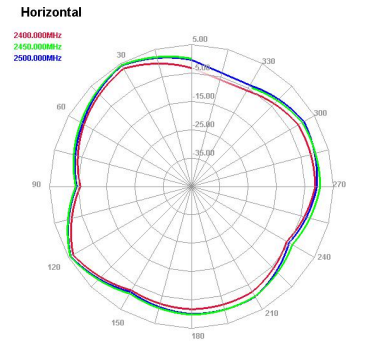
Horizontal
2400.000MHz
2450.000MHz
2500.000MHz

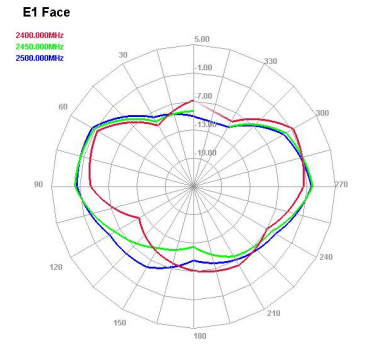
E1 Face
2400.000MHz
2450.000MHz
2500.000MHz

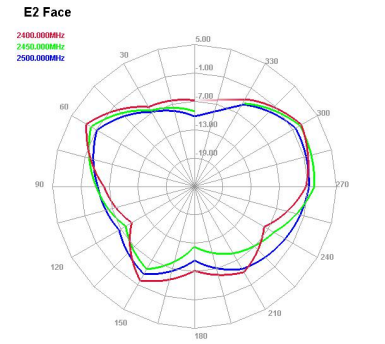
E2 Face
2400.000MHz
2450.000MHz
2500.000MHz

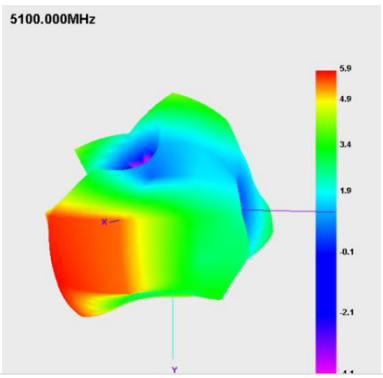
5100.000MHz

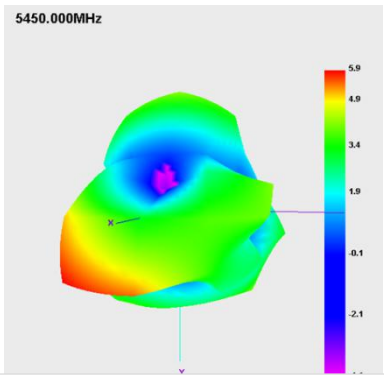
5450.000MHz

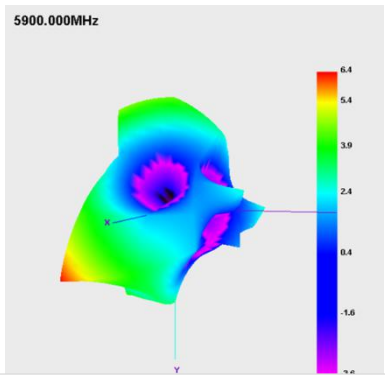
5900.000MHz

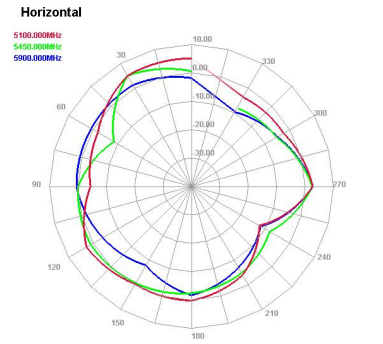
Horizontal
5100.000MHz
5450.000MHz
5900.000MHz

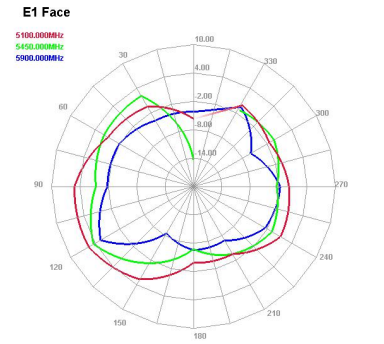
E1 Face
5100.000MHz
5450.000MHz
5900.000MHz

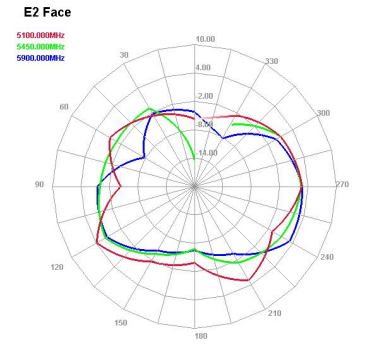
E2 Face
5100.000MHz
5450.000MHz
5900.000MHz

4. Antenna Drawings

