PART NUMBER SYSTEM

CPCH 1205 – 101M

- 101M: Inductance
- 1205: Dimensions
- CPCH: Type

DIMENSIONS

UNIT：mm

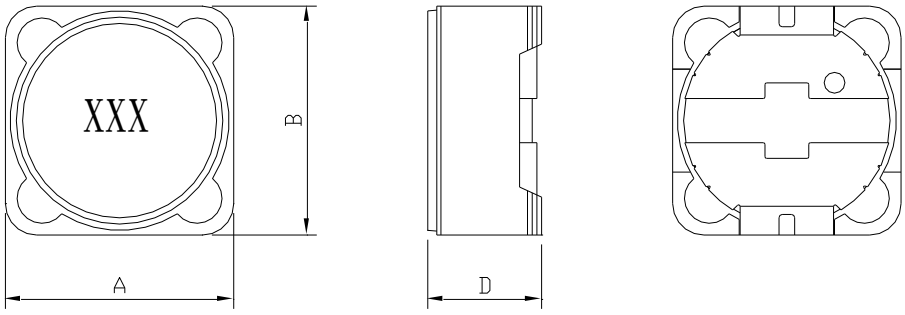

A=12.5 Max. B=12.5 Max. D=6.0 Max.

RECOMMENDED PATTERNS

UNIT：mm

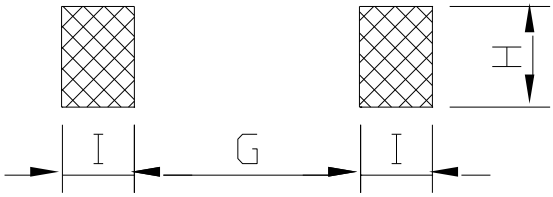

G=7.0 H=5.4 I=2.9

SERIES LIST

No.	PART NUMBER	INDUCTANCE (μH)	DCR (mΩ) (Max.)	Irms (A) (Max.)	Isat (A) (Max.)	TEST FREQ. (f)
1	CPCH1205-R47M-LF	0.47±20%	2.25	17.6	33.0	100KHz
2	CPCH1205-1R0M-LF	1.00±20%	3.00	15.0	23.6	100KHz
3	CPCH1205-1R5M-LF	1.50±20%	3.25	13.8	18.3	100KHz
4	CPCH1205-2R2M-LF	2.20±20%	5.63	10.9	15.0	100KHz
5	CPCH1205-3R3M-LF	3.30±20%	7.88	9.26	12.7	100KHz
6	CPCH1205-4R7M-LF	4.70±20%	13.13	7.18	9.71	100KHz
7	CPCH1205-6R8M-LF	6.80±20%	15.38	6.64	8.68	100KHz
8	CPCH1205-8R2M-LF	8.20±20%	22.00	5.54	7.86	100KHz
9	CPCH1205-100M-LF	10.0±20%	23.63	5.35	7.17	100KHz
10	CPCH1205-150M-LF	15.0±20%	37.25	4.27	5.69	100KHz
11	CPCH1205-220M-LF	22.0±20%	49.50	3.70	4.71	100KHz
12	CPCH1205-330M-LF	33.0±20%	63.13	3.28	3.84	100KHz
13	CPCH1205-470M-LF	47.0±20%	92.50	2.71	3.24	100KHz
14	CPCH1205-680M-LF	68.0±20%	126.25	2.22	2.70	100KHz
15	CPCH1205-820M-LF	82.0±20%	160.0	2.05	2.39	100KHz
16	CPCH1205-101M-LF	100±20%	212.5	1.78	2.20	100KHz
17	CPCH1205-151M-LF	150±20%	310.0	1.48	1.81	100KHz
18	CPCH1205-221M-LF	220±20%	480.0	1.19	1.51	100KHz
19	CPCH1205-331M-LF	330±20%	602.5	1.06	1.22	100KHz
20	CPCH1205-471M-LF	470±20%	897.5	0.87	1.02	100KHz
21	CPCH1205-681M-LF	680±20%	1375	0.70	0.85	100KHz
22	CPCH1205-821M-LF	820±20%	1862.5	0.60	0.77	100KHz
23	CPCH1205-102M-LF	1000±20%	2112.5	0.57	0.70	100KHz
24	CPCH1205-124M-LF	120000±20%	187.5 Ω	0.06	0.069	100KHz

- Isat current at which the inductance drops 30% Max. from its value without current.
- Storage temperature range : - 40℃ to + 125℃ , Electrical specifications at 25℃ .

PACKAGING

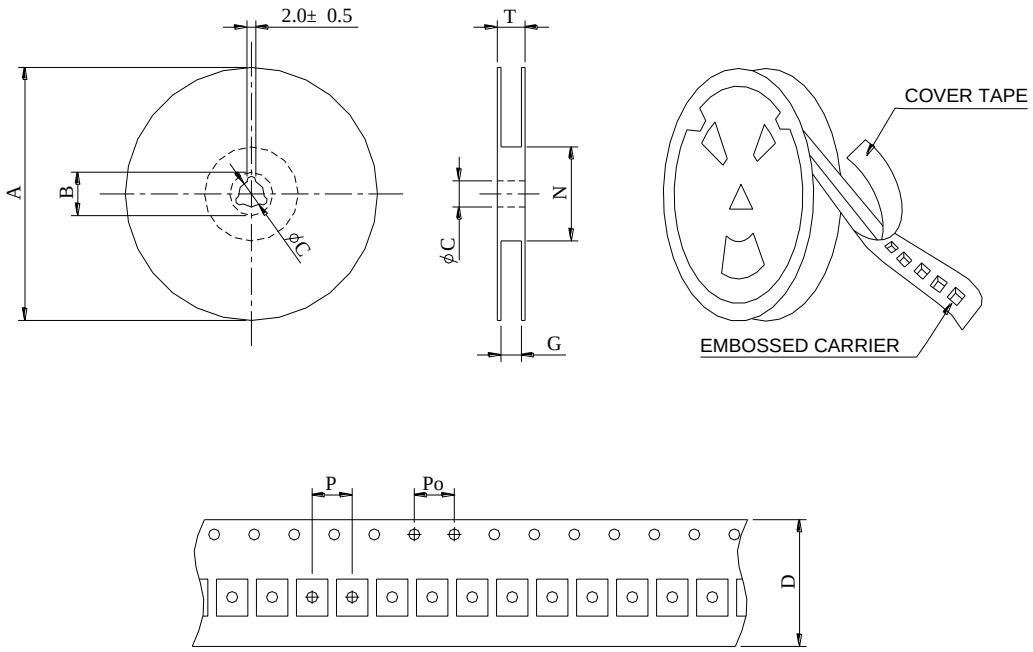

SERIES	STAYLE	Q'TY (PCS)	DIMENSIONS (m/m)								
			A	B±0.8	C±0.5	D	G^{+0}	N^{-0}	P	Po	T
CPCH1205	13-24	400	330	21	13	24	26	50	16	4	30.4