CPJNR 2 series

DIMENSIONS



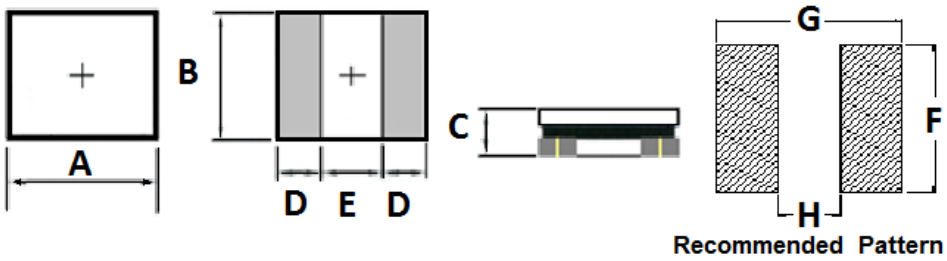

mm

No	Part No.	A	B	C	D	E	F	G	H
1	CPJNR 201610D	2.0 -0.1/+0.2	1.6 -0.1/+0.2	1.0 max.	0.6 ref.	0.8 ref.	1.7	2.3	0.7
2	CPJNR 201610U	2.0 -0.1/+0.2	1.6 -0.1/+0.2	1.0 max.	0.6 ref.	0.8 ref.	1.7	2.3	0.7
3	CPJNR 252010D	2.5 -0.1/+0.2	2.0 -0.05/+0.35	1.02 max.	0.85 ref.	0.8 ref.	2.4	2.9	0.8
4	CPJNR 252010U	2.5 -0.1/+0.2	2.0 -0.05/+0.35	1.02 max.	0.85 ref.	0.8 ref.	2.4	2.9	0.8
5	CPJNR 252012U	2.5 -0.1/+0.2	2.0 -0.05/+0.35	1.2 max.	0.85 ref.	0.80 ref.	2.4	2.9	1.0

D:high current U:low RDC

SERIES LIST

No.	Part No.	L (μH)	Tol. %	Test Freq. (Hz)	RDC(Ω)	Isat(A)		Irms(A)	
						Max.	Typ.	Max.	Typ.
1	CPJNR 201610D-R10M	0.10	±20	1M/0.1V	0.025max.	7.00	8.00	4.40	5.00
2	CPJNR 201610D-R24M	0.24	±20	1M/0.1V	0.028max.	4.50	5.10	3.90	4.40
3	CPJNR 201610D-R33M	0.33	±20	1M/0.1V	0.040max.	3.50	3.90	3.10	3.50
4	CPJNR 201610D-R47M	0.47	±20	1M/0.1V	0.042max.	3.40	3.85	3.00	3.30
5	CPJNR 201610D-R68M	0.68	±20	1M/0.1V	0.055max.	2.80	3.25	2.50	2.80
6	CPJNR 201610D-1R0M	1.0	±20	1M/0.1V	0.072max.	2.50	2.90	2.20	2.40
7	CPJNR 201610D-1R5M	1.5	±20	1M/0.1V	0.118max.	1.80	2.30	1.80	2.10
8	CPJNR 201610D-2R2M	2.2	±20	1M/0.1V	0.170max.	1.70	2.10	1.55	1.70
1	CPJNR 201610U-R47N	0.47	±30	1M/0.1V	0.044±20%	3.00	2.70	2.60	2.35
2	CPJNR 201610U-R68N	0.68	±30	1M/0.1V	0.062±20%	2.45	2.00	2.25	2.05
3	CPJNR 201610U-1R0N	1.0	±30	1M/0.1V	0.080±20%	1.95	1.80	1.75	1.60
4	CPJNR 201610U-1R5N	1.5	±30	1M/0.1V	0.130±20%	1.65	1.46	1.40	1.26
5	CPJNR 201610U-2R2M	2.2	±20	1M/0.1V	0.145±20%	1.45	1.26	1.35	1.20
6	CPJNR 201610U-3R3M	3.3	±20	1M/0.1V	0.245±20%	1.05	0.90	1.05	0.95
7	CPJNR 201610U-4R7M	4.7	±20	1M/0.1V	0.360±20%	0.85	0.77	1.00	0.90
8	CPJNR 201610U-6R8M	6.8	±20	1M/0.1V	5.000±20%	0.80	0.72	0.70	0.55
9	CPJNR 201610U-100M	10	±20	1M/0.1V	0.720±20%	0.62	0.55	0.50	0.45
10	CPJNR 201610U-150M	15	±20	1M/0.1V	1.400±20%	0.50	0.45	0.40	0.36
11	CPJNR 201610U-180M	18	±20	1M/0.1V	1.800±20%	0.45	0.40	0.38	0.34
12	CPJNR 201610U-220M	22	±20	1M/0.1V	2.000±20%	0.43	0.38	0.30	0.27
1	CPJNR 252010D-R24M	0.24	±20	1M/0.1V	0.042max.	4.30	4.80	3.10	3.60
2	CPJNR 252010D-R47M	0.47	±20	1M/0.1V	0.042max.	3.20	4.00	3.10	3.60
3	CPJNR 252010D-R68M	0.68	±20	1M/0.1V	0.055max.	2.90	3.70	2.80	3.30
4	CPJNR 252010D-1R0M	1.0	±20	1M/0.1V	0.080max.	2.70	3.40	2.20	2.60

5	CPJNR 252010D-2R2M	2.2	±20	1M/0.1V	0.169max.	1.90	2.40	1.50	1.80
1	CPJNR 252010U-R47Y	0.47	±30	1M/0.1V	0.030±20%	2.57	2.85	2.50	2.80
2	CPJNR 252010U-R68Y	0.68	±30	1M/0.1V	0.039±20%	2.45	2.70	2.20	2.45
3	CPJNR 252010U-1R0Y	1.0	±30	1M/0.1V	0.055±20%	2.05	2.45	1.80	2.20
4	CPJNR 252010U-1R5Y	1.5	±30	1M/0.1V	0.090±20%	1.70	1.80	1.55	1.70
5	CPJNR 252010U-2R2M	2.2	±20	1M/0.1V	0.114±20%	1.55	1.60	1.40	1.55
6	CPJNR 252010U-3R3M	3.3	±20	1M/0.1V	0.170±20%	1.10	1.30	1.10	1.25
7	CPJNR 252010U-4R7M	4.7	±20	1M/0.1V	0.250±20%	0.95	1.10	0.92	1.05
8	CPJNR 252010U-6R8M	6.8	±20	1M/0.1V	0.370±20%	0.80	0.95	0.76	0.85
9	CPJNR 252010U-100M	10	±20	1M/0.1V	0.470±20%	0.65	0.75	0.67	0.75
10	CPJNR 252010U-150M	15	±20	1M/0.1V	0.750±20%	0.45	0.55	0.50	0.55
11	CPJNR 252010U-220M	22	±20	1M/0.1V	1.120±20%	0.40	0.50	0.45	0.50
1	CPJNR 252012U-R47Y	0.47	±30	1M/0.1V	0.028±20%	3.60	4.00	3.35	3.70
2	CPJNR 252012U-R68Y	0.68	±30	1M/0.1V	0.036±20%	2.70	3.00	3.00	3.30
3	CPJNR 252012U-1R0Y	1.0	±30	1M/0.1V	0.049±20%	2.45	2.70	2.30	2.60
4	CPJNR 252012U-1R5Y	1.5	±30	1M/0.1V	0.063±20%	2.05	2.30	1.95	2.20
5	CPJNR 252012U-2R2M	2.2	±20	1M/0.1V	0.080±20%	1.95	2.15	1.65	1.85
6	CPJNR 252012U-3R3M	3.3	±20	1M/0.1V	0.120±20%	1.50	1.70	1.30	1.45
7	CPJNR 252012U-4R7M	4.7	±20	1M/0.1V	0.176±20%	1.35	1.50	1.05	1.20
8	CPJNR 252012U-6R8M	6.8	±20	1M/0.1V	0.250±20%	1.00	1.15	0.90	1.00
9	CPJNR 252012U-100M	10	±20	1M/0.1V	0.410±20%	0.75	0.85	0.65	0.75
10	CPJNR 252012U-150M	15	±20	1M/0.1V	0.540±20%	0.56	0.63	0.54	0.60
11	CPJNR 252012U-220M	22	±20	1M/0.1V	0.850±20%	0.50	0.56	0.45	0.50

Note:

1. All test data referenced to 25℃ ambient
2. Isat：Based on inductance change （△L/L0：≦30%）
3. Irms：Based on temperature rise （△T：40℃.）

CPJNR 3 series

DIMENSIONS



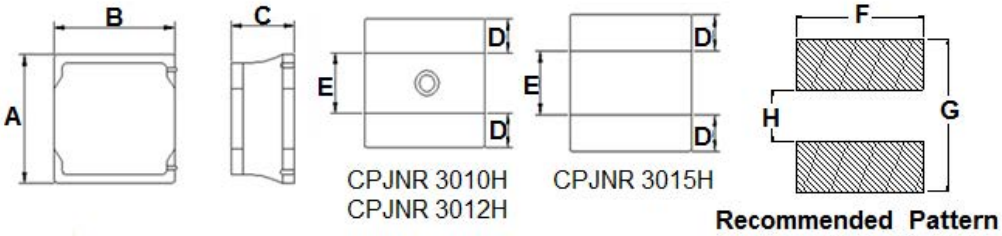

mm

No	Part No.	A	B	C	D	E	F	G	H
1	CPJNR 3010H	3.0 ± 0.2	3.0 ± 0.2	1.0 Max.	1.0 Ref.	1.0 Ref.	3.2	3.2	1.0
2	CPJNR 3012H	3.0 ± 0.2	3.2 ± 0.2	1.2 Max.	1.0 Ref.	1.0 Ref.	3.2	3.2	1.0
3	CPJNR 3015H	3.0 ± 0.2	3.0 ± 0.2	1.5 Max.	1.0 Ref.	1.0 Ref.	3.2	3.2	1.0

SERIES LIST

No.	Part No.	L (µH)	Tol. %	Test Freq. (Hz)	RDC(Ω) ±20%	Isat(A) Typ.	Irms(A) Typ.
1	CPJNR 3010H-1R0N	1.0	±30	1M/0.1V	0.055	1.80	2.10
2	CPJNR 3010H-1R5N	1.5	±30	1M/0.1V	0.070	1.50	1.90
3	CPJNR 3010H-2R2M	2.2	±20	1M/0.1V	0.090	1.30	1.70
4	CPJNR 3010H-3R3M	3.3	±20	1M/0.1V	0.130	1.10	1.50
5	CPJNR 3010H-4R7M	4.7	±20	1M/0.1V	0.170	0.90	1.30
6	CPJNR 3010H-6R8M	6.8	±20	1M/0.1V	0.260	0.77	1.00
7	CPJNR 3010H-100M	10	±20	1M/0.1V	0.350	0.63	0.80
8	CPJNR 3010H-150M	15	±20	1M/0.1V	0.510	0.54	0.70
9	CPJNR 3010H-220M	22	±20	1M/0.1V	0.750	0.43	0.60
1	CPJNR 3012H-1R0N	1.0	±30	1M/0.1V	0.042	2.15	2.00
2	CPJNR 3012H-1R5N	1.5	±30	1M/0.1V	0.056	1.70	1.85
3	CPJNR 3012H-2R2M	2.2	±20	1M/0.1V	0.080	1.50	1.70
4	CPJNR 3012H-3R3M	3.3	±20	1M/0.1V	0.100	1.20	1.55
5	CPJNR 3012H-4R7M	4.7	±20	1M/0.1V	0.130	1.05	1.30
6	CPJNR 3012H-6R8M	6.8	±20	1M/0.1V	0.180	0.90	1.05
7	CPJNR 3012H-100M	10	±20	1M/0.1V	0.245	0.76	0.89
8	CPJNR 3012H-150M	15	±20	1M/0.1V	0.386	0.62	0.74
9	CPJNR 3012H-220M	22	±20	1M/0.1V	0.580	0.49	0.61
1	CPJNR 3015H-1R0N	1.0	±30	100K/1V	0.03	2.20	2.20
2	CPJNR 3015H-1R5N	1.5	±30	100K/1V	0.04	2.00	2.00
3	CPJNR 3015H-2R2M	2.2	±20	100K/1V	0.06	1.70	1.70
4	CPJNR 3015H-3R3M	3.3	±20	100K/1V	0.08	1.40	1.40
5	CPJNR 3015H-4R7M	4.7	±20	100K/1V	0.12	1.20	1.20
6	CPJNR 3015H-6R8M	6.8	±20	100K/1V	0.16	1.00	1.00
7	CPJNR 3015H-100M	10	±20	100K/1V	0.22	0.75	0.80
8	CPJNR 3015H-150M	15	±20	100K/1V	0.32	0.65	0.70
9	CPJNR 3015H-220M	22	±20	100K/1V	0.46	0.55	0.60
10	CPJNR 3015H-330M	33	±20	100K/1V	0.80	0.40	0.45
11	CPJNR 3015H-470M	47	±20	100K/1V	1.20	0.35	0.40

CPJNR 4 series

DIMENSIONS



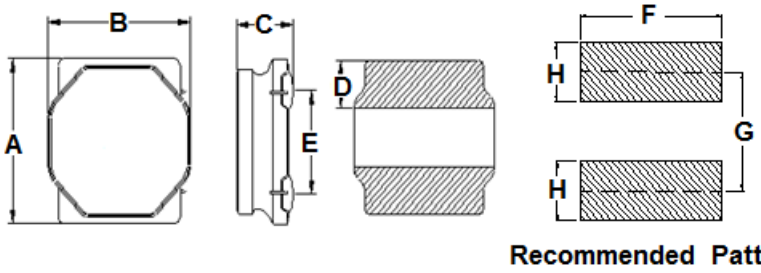

mm

No	Part No.	A	B	C	D	E	F	G	H
1	CPJNR 4010H	4.0 ± 0.2	4.0 ± 0.2	1.0 Max.	1.2 Ref.	1.6 Ref.	4.2	4.2	1.2
2	CPJNR 4012H	4.0 ± 0.2	4.0 ± 0.2	1.2 Max.	1.2 Ref.	1.6 Ref.	4.2	4.2	1.2



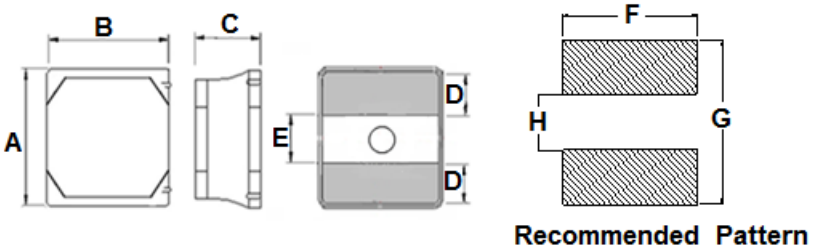

mm

No	Part No.	A	B	C	D	E	F	G	H
1	CPJNR 4018H	4.0 ± 0.2	4.0 ± 0.2	1.8 Max.	1.1 ± 0.2	2.5 ± 0.2	3.7	2.8	1.2

SERIES LIST

No.	Part No.	L (µH)	Tol. %	Test Freq. (Hz)	RDC(Ω) ±20%	Isat(A) Typ.	Irms(A) Typ.
1	CPJNR 4010H-1R0N	1.0	±30	100K/1V	0.056	2.40	2.30
2	CPJNR 4010H-2R2M	2.2	±20	100K/1V	0.085	1.50	1.80
3	CPJNR 4010H-3R3M	3.3	±20	100K/1V	0.100	1.30	1.70
4	CPJNR 4010H-4R7M	4.7	±20	100K/1V	0.140	1.20	1.50
5	CPJNR 4010H-6R8M	6.8	±20	100K/1V	0.200	1.00	1.20
6	CPJNR 4010H-100M	10	±20	100K/1V	0.300	0.80	0.90
7	CPJNR 4010H-150M	15	±20	100K/1V	0.430	0.70	0.80
8	CPJNR 4010H-220M	22	±20	100K/1V	0.570	0.60	0.80
1	CPJNR 4012H-1R0N	1.0	±30	100K/1V	0.042	3.30	2.50
2	CPJNR 4012H-2R2M	2.2	±20	100K/1V	0.060	1.95	2.20
3	CPJNR 4012H-3R3M	3.3	±20	100K/1V	0.070	1.60	1.90
4	CPJNR 4012H-4R7M	4.7	±20	100K/1V	0.095	1.40	1.70
5	CPJNR 4012H-6R8M	6.8	±20	100K/1V	0.125	1.10	1.50
6	CPJNR 4012H-100M	10	±20	100K/1V	0.180	1.00	1.30
7	CPJNR 4012H-150M	15	±20	100K/1V	0.260	0.80	0.95
8	CPJNR 4012H-220M	22	±20	100K/1V	0.400	0.60	0.72
1	CPJNR 4018H-1R0N	1.0	±30	100K/1V	0.027	4.00	3.20
2	CPJNR 4018H-1R5N	1.5	±30	100K/1V	0.037	3.30	2.40
3	CPJNR 4018H-2R2M	2.2	±20	100K/1V	0.042	3.00	2.20
4	CPJNR 4018H-3R3M	3.3	±20	100K/1V	0.055	2.30	2.00
5	CPJNR 4018H-4R7M	4.7	±20	100K/1V	0.070	2.00	1.70
6	CPJNR 4018H-6R8M	6.8	±20	100K/1V	0.098	1.60	1.45

7	CPJNR 4018H-100M	10	±20	100K/1V	0.150	1.30	1.20
8	CPJNR 4018H-150M	15	±20	100K/1V	0.210	1.10	0.85
9	CPJNR 4018H-220M	22	±20	100K/1V	0.290	0.90	0.72
10	CPJNR 4018H-330M	33	±20	100K/1V	0.460	0.70	0.55
11	CPJNR 4018H-470M	47	±20	100K/1V	0.650	0.60	0.44
12	CPJNR 4018H-680M	68	±30	100K/1V	1.00	0.50	0.32
13	CPJNR 4018H-101M	100	±20	100K/1V	1.45	0.42	0.28
14	CPJNR 4018H-151M	150	±20	100K/1V	2.30	0.34	0.22
15	CPJNR 4018H-221M	220	±20	100K/1V	3.80	0.275	0.17

CPJNR 5 series

DIMENSIONS



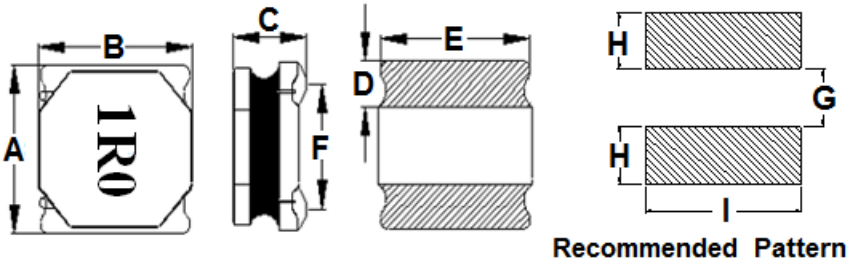

mm

No	Part No.	A	B	C	D	E	F	G	H	I
1	CPJNR 5020	5.0 ± 0.2	5.0 ± 0.2	1.8 ± 0.2	1.3 ± 0.2	4.7 ± 0.2	3.7 Ref.	2.1	1.5	4.7



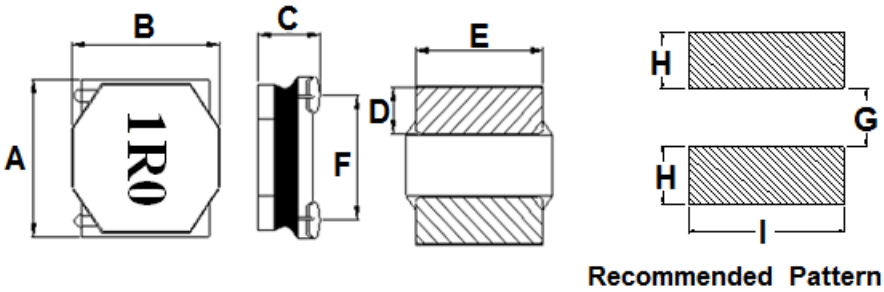

mm

No	Part No.	Inductance	A	B	C	D	E	F	G	H	I
2	CPJNR 5040	≤10 uH	5.0 ± 0.2	5.0 ± 0.2	3.9±0.2	1.3 ± 0.2	4.7 ± 0.2	3.7 Ref.	2.1	1.5	4.2
		>10 uH			3.8±0.2						

SERIES LIST

No	Part No.	L (μH)	TOL. (%)	RDC (mΩ) ±20%	I sat (A) Typ.	I rms (A) Typ.
1	CPJNR 5020H-1R0N	1.0	± 30	20	5.00	4.10
2	CPJNR 5020H-1R2N	1.2	± 30	20	4.80	3.80
3	CPJNR 5020H-1R5N	1.5	± 30	25	4.50	3.50
4	CPJNR 5020H-2R2N	2.2	± 30	32	4.10	3.30
5	CPJNR 5020H-2R7M	2.7	± 20	38	3.80	3.00
6	CPJNR 5020H-3R3M	3.3	± 20	43	3.50	2.80
7	CPJNR 5020H-4R7M	4.7	± 20	60	2.70	2.40
8	CPJNR 5020H-5R6M	5.6	± 20	69	2.40	2.10
9	CPJNR 5020H-6R8M	6.8	± 20	90	2.10	1.90
10	CPJNR 5020H-8R2M	8.2	± 20	98	1.90	1.75
11	CPJNR 5020H-100M	10	± 20	110	1.70	1.60
12	CPJNR 5020H-120M	12	± 20	135	1.40	1.40
13	CPJNR 5020H-150M	15	± 20	165	1.30	1.25
14	CPJNR 5020H-180M	18	± 20	190	1.20	1.17
15	CPJNR 5020H-220M	22	± 20	225	1.10	1.10
16	CPJNR 5020H-330M	33	± 20	335	0.80	0.80
17	CPJNR 5020H-470M	47	± 20	460	0.70	0.70
1	CPJNR 5040H-1R0N	1.0	± 30	12	7.50	5.00
2	CPJNR 5040H-1R5N	1.5	± 30	15	6.50	4.50
3	CPJNR 5040H-2R2N	2.2	± 30	21	5.70	3.80
4	CPJNR 5040H-3R3M	3.3	± 20	24	4.40	3.50
5	CPJNR 5040H-4R7M	4.7	± 20	32	3.90	3.20
6	CPJNR 5040H-6R8M	6.8	± 20	43	3.30	2.50
7	CPJNR 5040H-100M	10	± 20	56	2.52	2.20
8	CPJNR 5040H-150M	15	± 20	80	2.00	1.80
9	CPJNR 5040H-220M	22	± 20	123	1.62	1.50
10	CPJNR 5040H-330M	33	± 20	180	1.30	1.20
11	CPJNR 5040H-470M	47	± 20	270	1.10	1.00

12	CPJNR 5040H-680M	68	± 20	400	0.90	0.80
13	CPJNR 5040H-101M	100	± 20	560	0.75	0.72

Note:

1. Test Frequency: 100KHz /1V
2. All test data referenced to 25℃ ambient
3. Saturation Current (Isat) will cause L0 to drop approximately 30%.
4. Heat Rated Current (Irms) will cause the coil temperature rise approximately ΔT of 40℃
5. The part temperature (ambient + temp rise) should not exceed 125℃. Under worst case operating . Circuit design, component, PCB trace size and thickness, airflow and other cooling provisions all affect the part temperature. Part temperature should be verified in the end application.
6. Special inquiries besides the above common used types can be met on your requirement.

Shielded SMD Power Inductors

CPJNR 6 series

DIMENSIONS



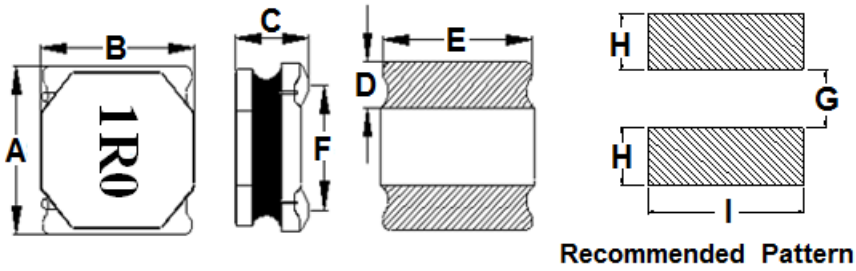

mm

No	Part No.	A	B	C	D	E	F	G	H	I
1	CPJNR 6020H	6.0 ± 0.2	6.0 ± 0.2	1.8 ± 0.2	1.6 ± 0.3	5.8 ± 0.3	4.3 Ref.	2.5	1.8	5.8
2	CPJNR 6028H	6.0 ± 0.2	6.0 ± 0.2	2.6 ± 0.2	1.6 ± 0.3	5.8 ± 0.3	4.3 Ref.	2.5	1.8	5.8

SERIES LIST

No	Part No.	L (μH)	TOL. (%)	RDC (mΩ) ±20%	I sat (A) Typ.	I rms (A) Typ.
1	CPJNR 6020H-1R0M	1.0	± 20	19	6.2	4.5
2	CPJNR 6020H-1R5M	1.5	± 20	22.5	5.5	3.8
3	CPJNR 6020H-2R0M	2.0	± 20	25	5.3	3.65
4	CPJNR 6020H-2R2M	2.2	± 20	29	5.0	3.5
5	CPJNR 6020H-3R3M	3.3	± 20	35	4.0	3.3
6	CPJNR 6020H-4R7M	4.7	± 20	54	3.0	2.8
7	CPJNR 6020H-5R6M	5.6	± 20	59	2.7	2.6
8	CPJNR 6020H-6R8M	6.8	± 20	78	2.6	2.5
9	CPJNR 6020H-8R2M	8.2	± 20	103	2.4	2.3
10	CPJNR 6020H-100M	10	± 20	106	2.1	2.1
11	CPJNR 6020H-150M	15	± 20	138	1.5	1.6
12	CPJNR 6020H-220M	22	± 20	204	1.3	1.4
1	CPJNR 6028H-1R0N	1.0	± 30	10	5.75	5.20
2	CPJNR 6028H-1R5N	1.5	± 30	14	5.30	4.95
3	CPJNR 6028H-2R2M	2.2	± 30	18	5.00	4.50
4	CPJNR 6028H-3R3M	3.3	± 20	24	4.30	3.60
5	CPJNR 6028H-4R7M	4.7	± 20	30	3.20	3.10
6	CPJNR 6028H-6R8M	6.8	± 20	47	2.85	2.50
7	CPJNR 6028H-100M	10	± 20	65	2.10	2.00
8	CPJNR 6028H-150M	15	± 20	98	2.00	1.80
9	CPJNR 6028H-220M	22	± 20	138	1.60	1.50
10	CPJNR 6028H-330M	33	± 20	200	1.40	1.30
11	CPJNR 6028H-470M	47	± 20	280	1.15	1.06
12	CPJNR 6028H-680M	68	± 20	420	1.00	0.81
13	CPJNR 6028H-101M	100	± 20	605	0.80	0.72

Note:

1. Test Frequency: 100KHz /1V
2. All test data referenced to 25℃ ambient
3. Saturation Current (Isat) will cause L0 to drop approximately 30%.
4. Heat Rated Current (Irms) will cause the coil temperature rise approximately ΔT of 40℃
5. The part temperature (ambient + temp rise) should not exceed 125℃. Under worst case operating . Circuit design, component, PCB trace size and thickness, airflow and other cooling provisions all affect the part temperature. Part temperature should be verified in the end application.
6. Special inquiries besides the above common used types can be met on your requirement.

CPJNR 6 series

DIMENSIONS



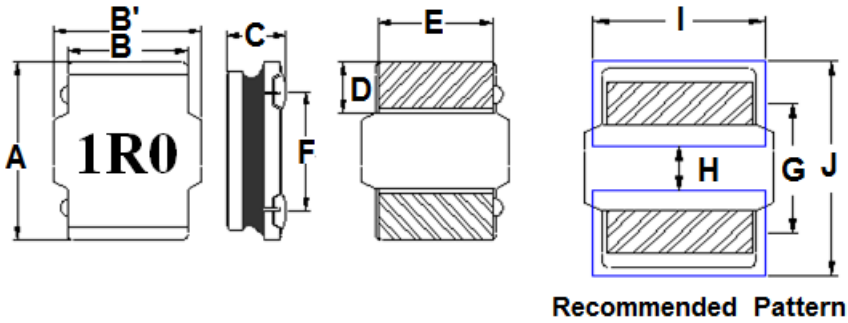

Recommended Pattern

mm

No	Part No.	A	B	B'	C	D	E	F	G	H	I	J
1	CPJNR 6045H	6.0±0.3	6.0±0.4	4.8±0.2	4.2±0.3	1.7±0.3	4.5±0.3	4.25±0.3	4.25	1.8	4.8	6.5

SERIES LIST

No	Part No.	L (µH)	TOL. (%)	RDC (mΩ) ±20%	I sat (A) Typ.	I rms (A) Typ.
1	CPJNR 6045H-R36	0.36	M,N	4.8	18.00	9.00
2	CPJNR 6045H-R47	0.47	M,N	6.8	17.00	8.60
3	CPJNR 6045H-R82	0.82	M,N	8.5	14.50	8.20
4	CPJNR 6045H-1R0	1.0	M,N	10.0	13.50	8.00
5	CPJNR 6045H-1R2	1.2	M,N	10.5	12.50	7.50
6	CPJNR 6045H-1R3	1.3	M,N	10.5	12.50	7.50
7	CPJNR 6045H-1R5	1.5	M,N	11.7	12.00	7.00
8	CPJNR 6045H-1R8	1.8	M,N	12.0	11.00	6.80
9	CPJNR 6045H-2R0	2.0	M,N	13.5	10.50	6.50
10	CPJNR 6045H-2R2	2.2	M,N	15.0	9.50	6.00
11	CPJNR 6045H-2R3	2.3	M,N	16.0	9.30	5.80
12	CPJNR 6045H-3R0	3.0	M,N	20.0	8.00	5.20
13	CPJNR 6045H-3R3	3.3	M,N	21.0	7.80	5.00
14	CPJNR 6045H-3R6	3.6	M,N	22.5	7.40	4.90
15	CPJNR 6045H-4R7	4.7	M,N	26.0	6.80	4.50
16	CPJNR 6045H-5R6	5.6	M,N	31.0	6.40	4.10
17	CPJNR 6045H-6R3	6.3	M,N	33.0	5.90	3.80
18	CPJNR 6045H-6R8	6.8	M,N	34.0	5.70	3.60
19	CPJNR 6045H-8R2	8.2	M,N	46.0	5.10	3.40
20	CPJNR 6045H-100	10	K,M,N	52.0	4.60	3.20
21	CPJNR 6045H-150	15	K,M,N	71.0	3.80	2.80
22	CPJNR 6045H-180	18	K,M,N	80.0	3.40	2.60
23	CPJNR 6045H-220	22	K,M,N	96.0	3.30	2.30
24	CPJNR 6045H-330	33	K,M,N	145	2.50	1.80
25	CPJNR 6045H-470	47	K,M,N	200	2.00	1.60
26	CPJNR 6045H-560	56	K,M,N	230	1.80	1.40

CPJNR 6 series

No	Part No.	L (μH)	TOL. (%)	RDC (mΩ) ±20%	I sat (A) Typ.	I rms (A) Typ.
27	CPJNR 6045H-680	68	K,M,N	305	1.60	1.10
28	CPJNR 6045H-820	82	K,M,N	365	1.50	0.98
29	CPJNR 6045H-101	100	K,M,N	456	1.33	0.92
30	CPJNR 6045H-121	120	K,M,N	500	1.20	0.85
31	CPJNR 6045H-151	150	K,M,N	626	1.10	0.75
32	CPJNR 6045H-181	180	K,M,N	745	1.00	0.68
33	CPJNR 6045H-221	220	K,M,N	900	0.88	0.60
34	CPJNR 6045H-331	330	K,M,N	1400	0.60	0.55
35	CPJNR 6045H-471	470	K,M,N	2050	0.50	0.40

Note:

1. Tolerance: K = ± 10% ; M = ± 20% ; N = ± 30% , M is standard.
2. Test Frequency: 100KHz /1V
3. All test data referenced to 25℃ ambient
4. Saturation Current (Isat) will cause L0 to drop approximately 30%.
5. Heat Rated Current (Irms) will cause the coil temperature rise approximately ΔT of 40℃
6. The part temperature (ambient + temp rise) should not exceed 125℃. Under worst case operating . Circuit design, component, PCB trace size and thickness, airflow and other cooling provisions all affect the part temperature. Part temperature should be verified in the end application.

Shielded SMD Power Inductors

CPJNR 8 series

DIMENSIONS



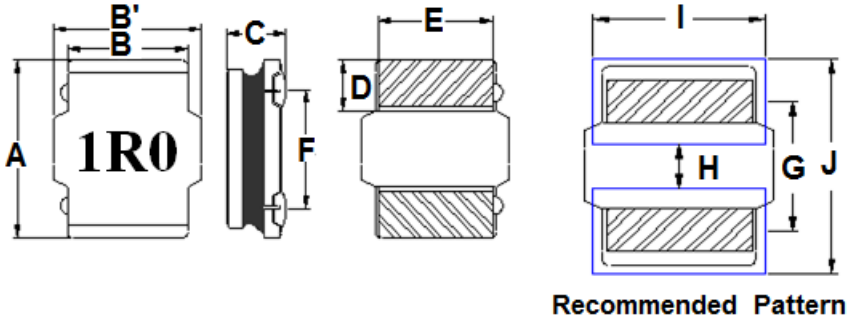

Recommended Pattern

mm

No	Part No.	A	B	B'	C	D	E	F	G	H	I	J
1	CPJNR8040H≤10uH	8.0±0.3	8.0±0.3	6.3±0.2	3.9±0.3	2.0±0.3	6.0±0.3	4.3 Ref.	5.5	2.5	6.3	8.5
	CPJNR8040H>10uH				3.7±0.3							

SERIES LIST

No	Part No.	L (μH)	TOL. (%)	RDC (mΩ) ±20%	I sat (A) Typ.	I rms (A) Typ.
1	CPJNR 8040H-1R0	1.0	M,N	8.2	13.80	8.50
2	CPJNR 8040H-1R2	1.2	M,N	8.2	12.80	8.30
3	CPJNR 8040H-1R4	1.4	M,N	10	11.80	8.20
4	CPJNR 8040H-1R5	1.5	M,N	10	11.50	8.00
5	CPJNR 8040H-1R6	1.6	M,N	10	11.50	8.00
6	CPJNR 8040H-2R0	2.0	M,N	11	10.20	7.50
7	CPJNR 8040H-2R2	2.2	M,N	12	9.80	7.40
8	CPJNR 8040H-2R7	2.7	M,N	13	9.00	7.00
9	CPJNR 8040H-3R3	3.3	M,N	15	8.00	6.60
10	CPJNR 8040H-4R7	4.7	M,N	20	6.70	5.80
11	CPJNR 8040H-5R6	5.6	M,N	22	6.20	5.40
12	CPJNR 8040H-6R8	6.8	M,N	25	5.60	5.10
13	CPJNR 8040H-8R2	8.2	M,N	30	5.30	4.80
14	CPJNR 8040H-100	10	M,N	33	5.00	4.60
15	CPJNR 8040H-150	15	M,N	50	4.00	3.60
16	CPJNR 8040H-220	22	M,N	73	3.10	2.90
17	CPJNR 8040H-330	33	M,N	100	2.60	2.30
18	CPJNR 8040H-470	47	M,N	135	2.20	2.00
19	CPJNR 8040H-560	56	M,N	160	1.90	1.75
20	CPJNR 8040H-680	68	K,M,N	205	1.75	1.65
21	CPJNR 8040H-820	82	K,M,N	230	1.60	1.40
22	CPJNR 8040H-101	100	K,M,N	300	1.45	1.20
23	CPJNR 8040H-121	120	K,M,N	350	1.30	1.10
24	CPJNR 8040H-151	150	K,M,N	410	1.20	0.98
25	CPJNR 8040H-181	181	K,M,N	490	1.04	0.91
26	CPJNR 8040H-221	220	K,M,N	610	0.99	0.85
27	CPJNR 8040H-331	330	K,M,N	850	0.75	0.70
28	CPJNR 8040H-471	470	K,M,N	1300	0.60	0.63

Note:

1. Tolerance: K = ± 10% ; M = ± 20% ; N = ± 30% , M is standard.
2. Test Frequency: 100KHz /1V
3. All test data referenced to 25℃ ambient
4. Saturation Current (Isat) will cause L0 to drop approximately 30%.
5. Heat Rated Current (Irms) will cause the coil temperature rise approximately ΔT of 40℃
6. The part temperature (ambient + temp rise) should not exceed 125℃. Under worst case operating . Circuit design, component, PCB trace size and thickness, airflow and other cooling provisions all affect the part temperature. Part temperature should be verified in the end application.

■ STANDARD PACKAGE QUANTITY (SPQ)

Type	CPJNR 201610	CPJNR 252010	CPJNR 252012	CPJNR 3010	CPJNR 3012
Q'TY/Reel	2,000	2,000	2,000	2,000	2,000
Type	**CPJNR 3015**	**CPJNR 4010**	**CPJNR 4012**	**CPJNR 4018**	**CPJNR 5020**
Q'TY/Reel	2,000	5,000	4,500	3,500	2,500
Type	**CPJNR 5040**	**CPJNR 6020**	**CPJNR 6028**	**CPJNR 6045**	**CPJNR 8040H**
Q'TY/Reel	1,500	2,000	1,500	1,000	1,000