

SWF014

PN: SZ22232IB77

Features:

- Antenna for 2400~2500MHz and 5100~7125MHz applications: Wi-Fi 802.11a/b/g/j/n/ac/ax.
- Support WIFI6/6E Band
- High gain.
- Sustained High Efficiency and Performance.
- Impedance 50 Ohm.

Applications:

- Remote monitoring
- Network Devices
- Gateway
- Router/CPE
- Others

Sunnyway Technology（China）Co., LTD.

Add: 1F, Building 4, No.215-99, GaoGuang Road, QingPu District, Shanghai, China
Tel: +86-021-6083 5368 Fax: +86-021-6484 2328
Email: sales@sunnyway-iot.com Web: www.sunnyway-iot.com

1. Electrical Specifications

Cable 1#

Standards	2.4G WiFi	5.8G +WiFi6 &6E
Frequency range (MHz)	2400~2500MHz	5100~7125MHz
Peak Gain (dBi)	-2.04~2.29	4.87~6.56
Average Gain (dB)	-1.6~-0.8	-3.0~-0.8
VSWR	< 3.2	< 3.3
Return Loss (dB)	< -13.98	< -8.2
Efficiency (%)	30~38	45~51
Polarization mode	Linear	Linear
Radiation pattern	Omni-Directional	Omni-Directional
Output impedance (Ω)	50	50
Max. Input Power(W)	5	5

Cable 2#

Standards	2.4G WiFi	5.8G +WiFi6E
Frequency range (MHz)	2400~2500MHz	5100~7125MHz
Peak Gain (dBi)	1.08~1.53	1.73~7.7
Average Gain (dB)	-1.5~-0.9	-3.1~-0.9
VSWR	< 3.5	< 3.5
Return Loss (dB)	< -13.98	< -8.2
Efficiency (%)	35~45	43~48
Polarization mode	Linear	Linear

Radiation pattern	Omni-Directional	Omni-Directional
Output impedance (Ω)	50	50
Max. Input Power(W)	5	5

2. Mechanical and Environmental Specification

Mounting Type	Paste
Connector Type	IPEX-4
Antenna size(mm)	59.36x24.15
Material	FPC
Cable Length	100 mm
Operating Temperature (˚C)	- 20˚C ~ + 60 ˚C
Storage Temperature(˚C)	- 20 ˚C ~ + 60 ˚C

3. Antenna parameters

3.1 General Specification

Cable 1#

FRE (MHz)	**2400**	**2500**	**5100**	**7125**
VSWR	1.63	2.17	1.77	2.48
Return Loss	-10.36	-6.4	-10	-7.15
Eff (%)	30	36	46	48
Average Gain (dB)	-5.3	-5.1	-4.5	-4.3

Cable 2#

FRE (MHz)	2400	2500	5100	7125
VSW	1.64	2.83	1.93	2.39
Return Loss	-12.6	-10.2	-11	-7.25
Eff (%)	38	43	44	47
Average Gain (dB)	-4.3	-4.1	-4	-3.9

3.2 VSWR

Cable 1#

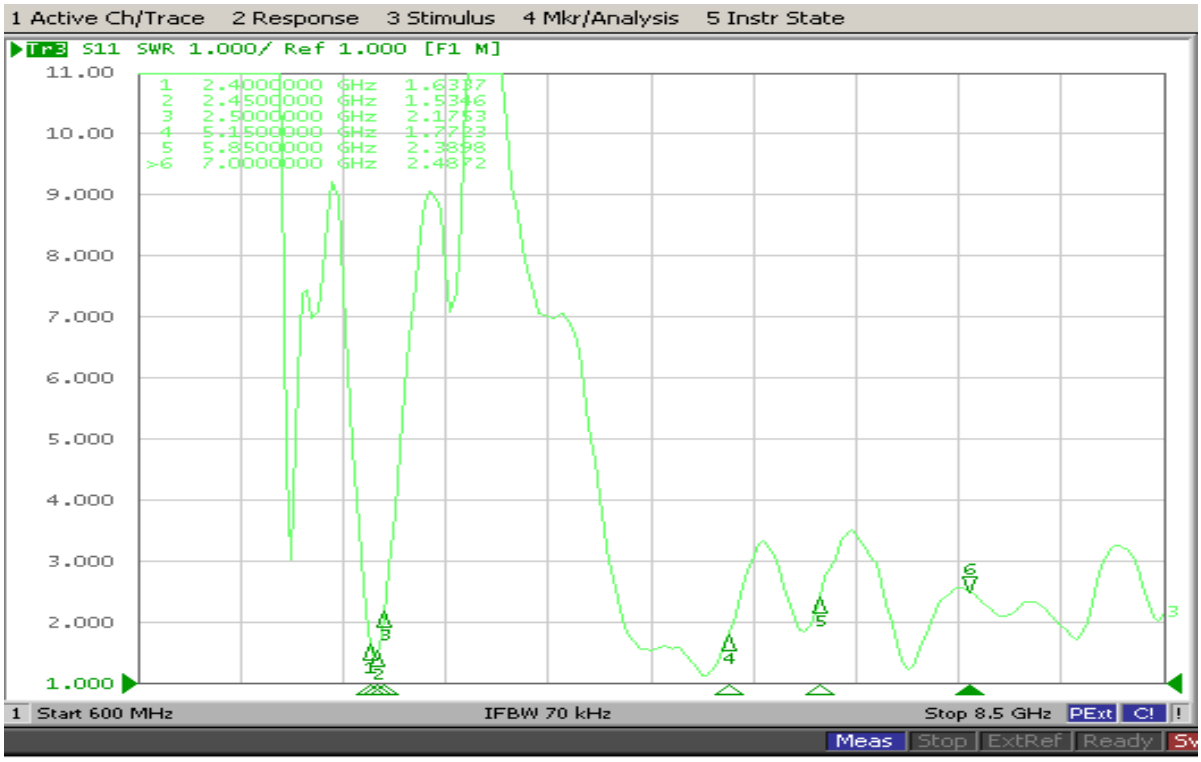

Cable 2#

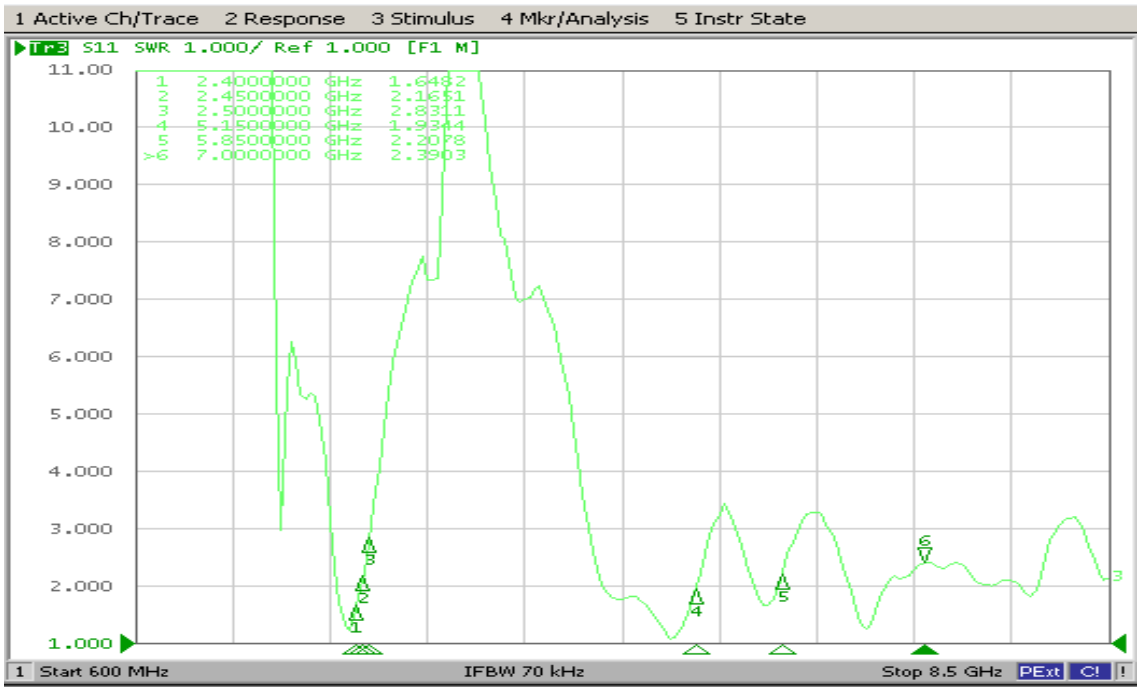

3.3 Return Loss

Cable 1#

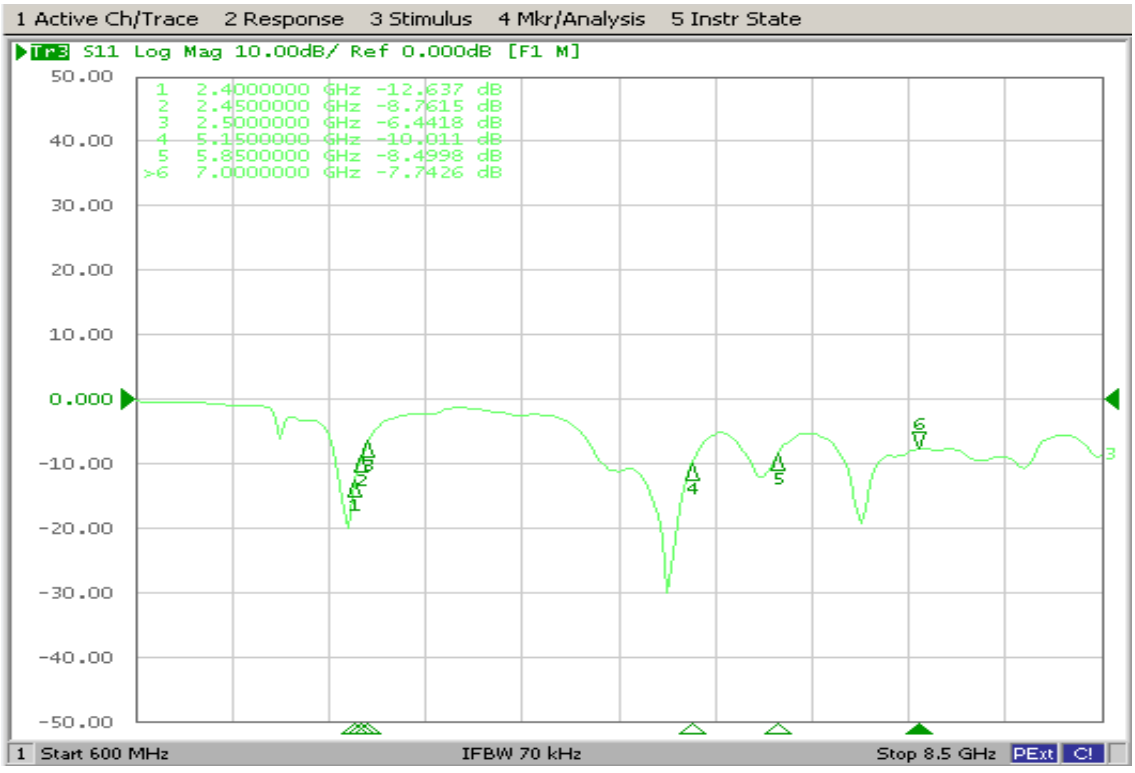

Cable 2#

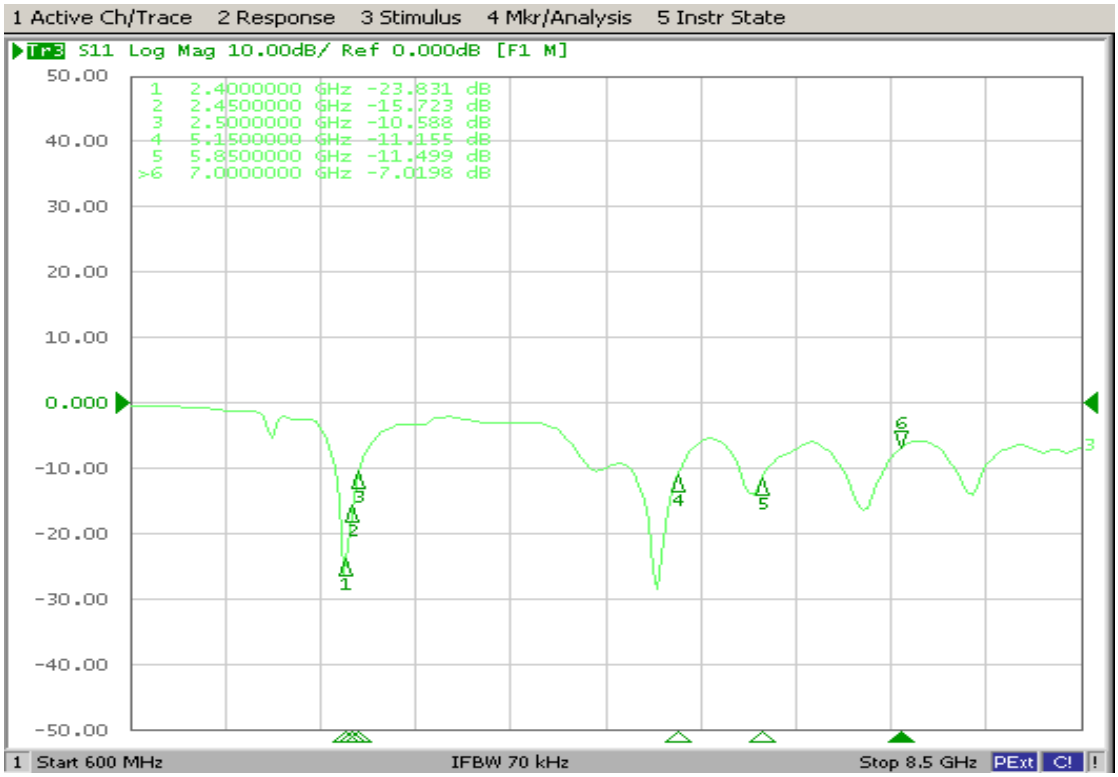

3.4 Efficiency

Cable1#

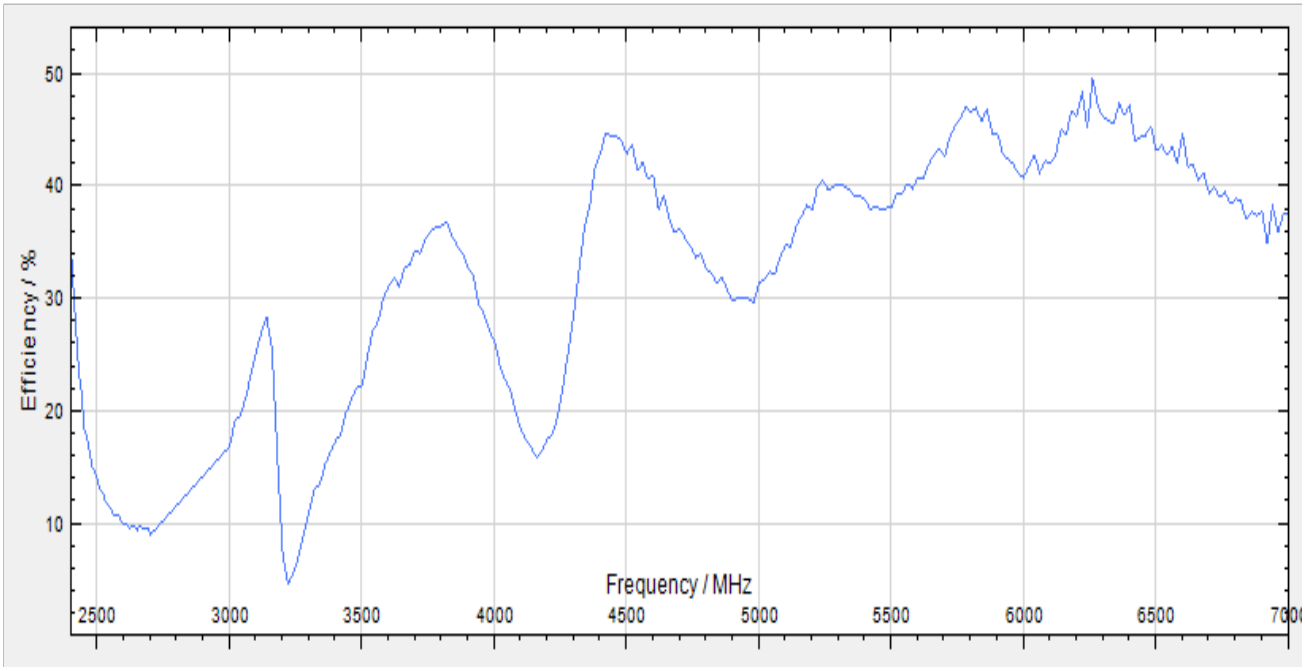

Cable 2#

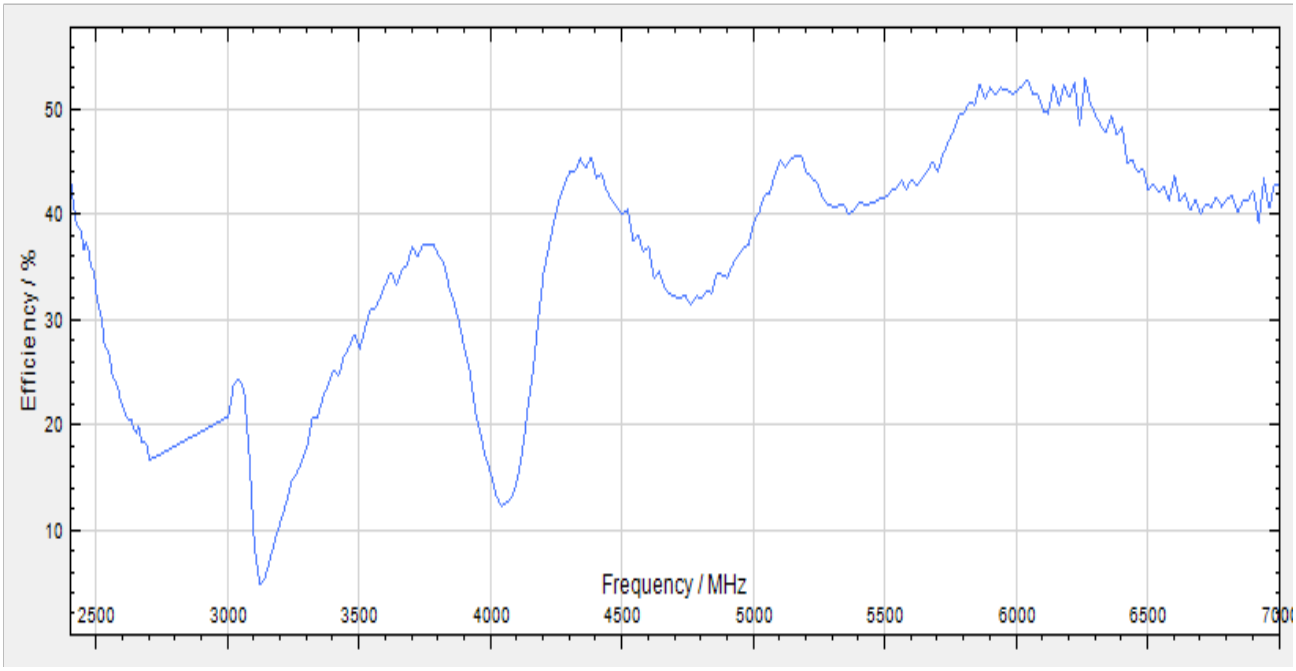

3.5 Gain

Cable 1#

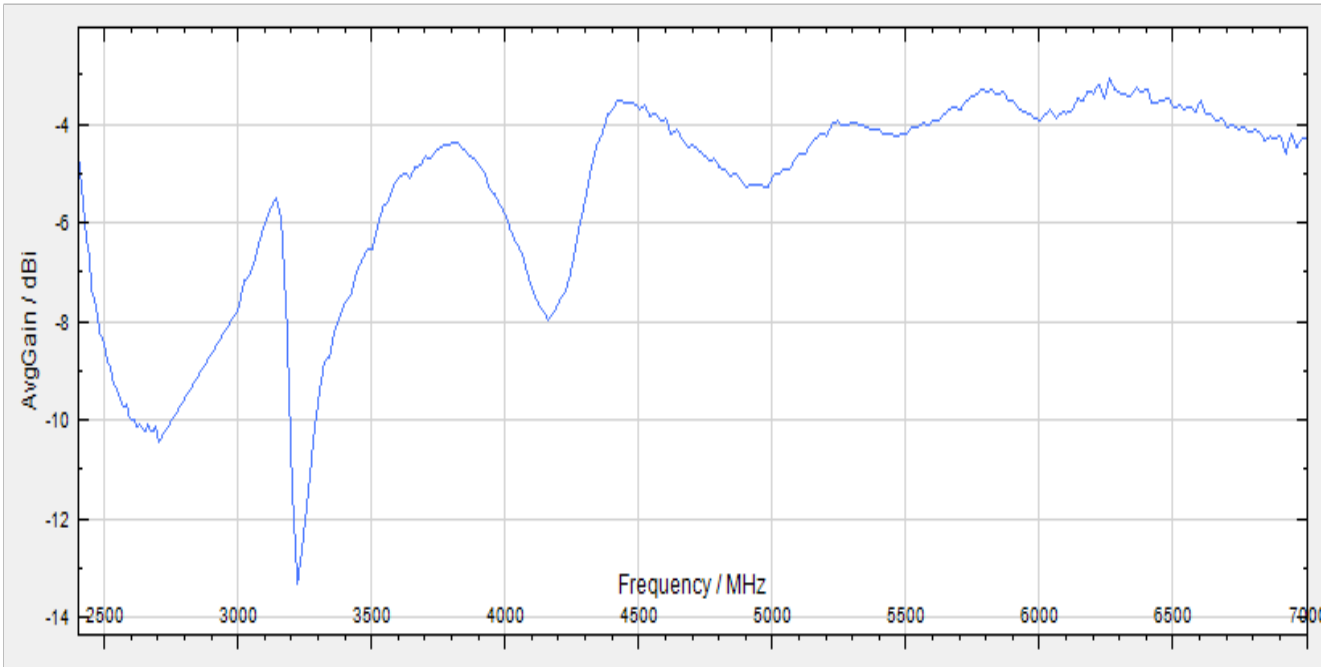

Cable 2#

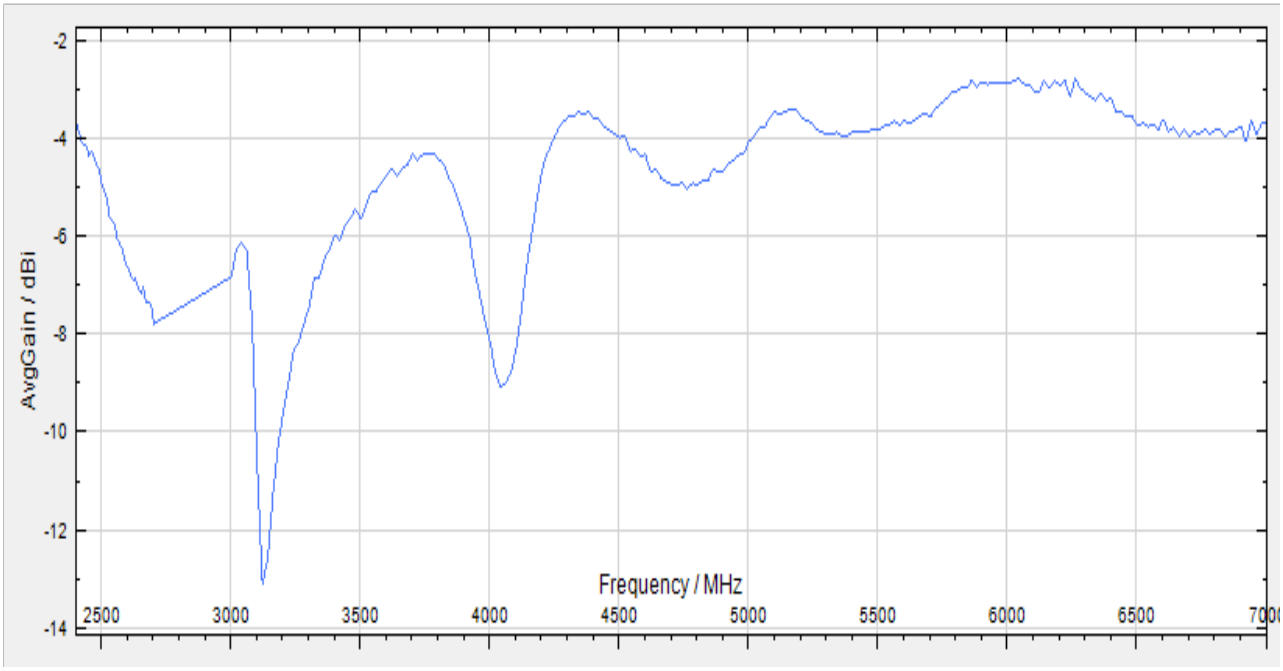

3.6 Directional pattern

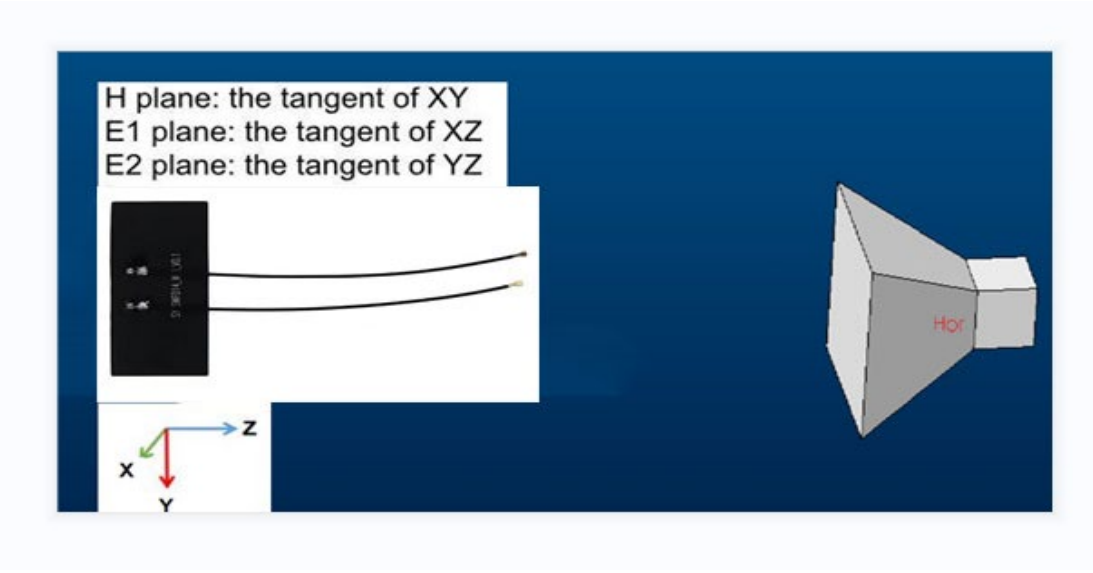

4. Antenna Drawing

